

- 1N5822 AVAILABLE IN JAN, JANTX, JANTXV AND JANS PER MIL-PRF-19500/620
- 3 AMP SCHOTTKY BARRIER RECTIFIERS
- HERMETICALLY SEALED
- METALLURGICALLY BONDED

1N5822
and
DSB5820 thru DSB5822
and
DSB3A20 thru DSB3A40

MAXIMUM RATINGS

Operating Temperature: -65°C to +125°C
Storage Temperature: -65°C to +150°C
Average Rectified Forward Current: 3.0 AMP @ $T_L = +55^\circ\text{C}$, L = 3/8"
Derating: 43 mA / °C above $T_L = +55^\circ\text{C}$, L = 3/8"

ELECTRICAL CHARACTERISTICS @ 25°C, unless otherwise specified.

CDI TYPE NUMBER	WORKING PEAK REVERSE VOLTAGE	MAXIMUM FORWARD VOLTAGE			MAXIMUM REVERSE LEAKAGE CURRENT AT RATED VOLTAGE		
		V_{RWM}	$V_F @ 1.0 \text{ A}$	$V_F @ 3.0 \text{ A}$	$V_F @ 9.4 \text{ A}$	$I_R @ +25^\circ\text{C}$	$I_R @ +100^\circ\text{C}$
		VOLTS	VOLTS	VOLTS	VOLTS	mA	mA
DSB5820	20	0.40	0.50	0.70	0.10	12.5	
DSB5821	30	0.40	0.50	0.70	0.10	12.5	
DSB5822	40	0.40	0.50	0.70	0.10	12.5	
J,JX,JV & JS 5822	40	0.40	0.50	0.70	0.10	12.5	
DSB3A20	20	0.40	0.50	0.70	0.10	12.5	
DSB3A30	30	0.40	0.50	0.70	0.10	12.5	
DSB3A40	40	0.40	0.50	0.70	0.10	12.5	

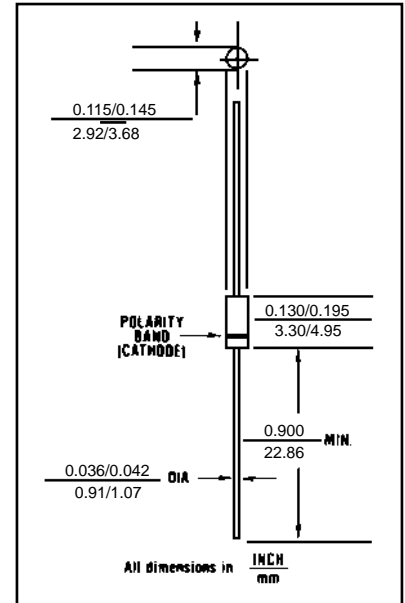


FIGURE 1

DESIGN DATA

CASE: Hermetically sealed, "B" Body per MIL-PRF-19500/620. D-5B

LEAD MATERIAL: Copper clad steel

LEAD FINISH: Tin / Lead

THERMAL RESISTANCE: ($R_{\theta JC}$): 30 °C/W maximum at L = .375 inch

THERMAL IMPEDANCE: ($Z_{\theta JX}$): 3 °C/W maximum

POLARITY: Cathode end is banded.

MOUNTING POSITION: Any



COMPENSATED DEVICES INCORPORATED

22 COREY STREET, MELROSE, MASSACHUSETTS 02176
PHONE (781) 665-1071 FAX (781) 665-7379
WEBSITE: <http://www.cdi-diodes.com> E-mail: mail@cdi-diodes.com

1N5822 and DSB5820 thru DSB5822 and DSB3A20 thru DSB3A40

TYPICAL REVERSE LEAKAGE CURRENT AT RATED PIV (PULSED)

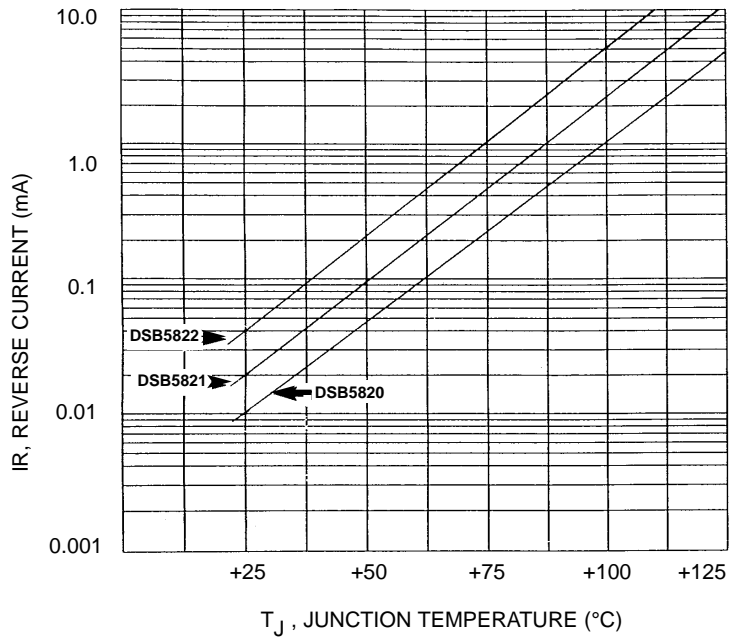


FIGURE 1

TYPICAL FORWARD VOLTAGE

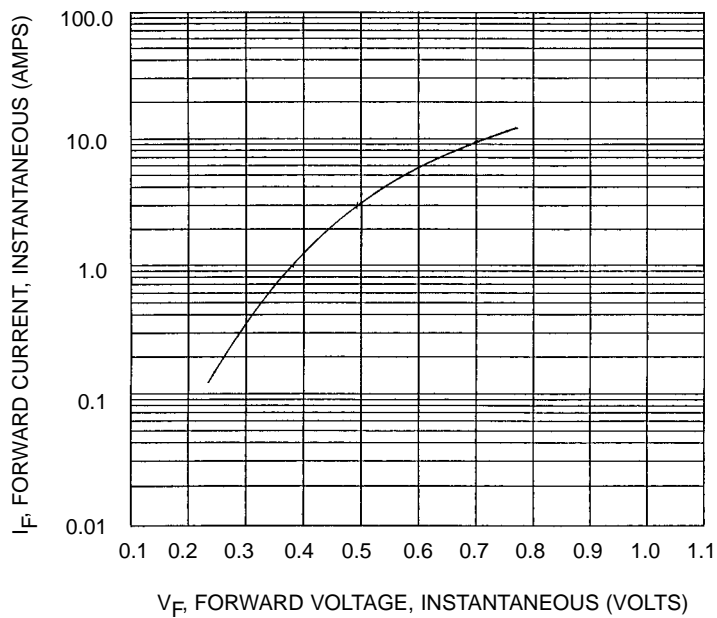


FIGURE 2