

**Microsemi Corp.**

The diode experts.



SANTA ANA, CA

For more information call:  
(714) 979-8220

**1N5614 thru  
1N5622**



**FEATURES**

- MICROMINIATURE PACKAGE
- VOIDLESS HERMETICALLY SEALED GLASS PACKAGE
- TRIPLE LAYER PASSIVATION
- METALLURGICALLY BONDED
- STANDARD RECOVERY
- PIV TO 1000 VOLTS
- JAN/S/TX/TXV TYPES AVAILABLE PER MIL-S-19500/427

**MAXIMUM RATINGS**

Operating Temperature: -65°C to +175°C  
Storage Temperature: -65°C to +200°C

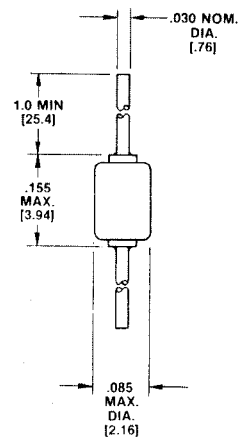
**ELECTRICAL CHARACTERISTICS**

TYPE	PEAK INVERSE VOLTAGE (MIN.) PIV	BREAKDOWN VOLTAGE (MIN.) $B_V @ 50\mu A$	AVERAGE RECTIFIED CURRENT $I_o$		FORWARD VOLTAGE (MAX.) $V_F @ 3 A$	REVERSE CURRENT (MAX.) $I_R @ PIV$		SURGE CURRENT (MAX.) (NOTE 1) $I_F (SURGE)$	REVERSE RECOVERY (MAX.) (NOTE 2) $t_{rr}$
			AMPS	VOLTS		$\mu A$	AMPS		
	VOLTS	VOLTS	50°C	100°C		25°C	100°C		$\mu sec.$
JAN 1N5614	200	220	1.00	.750		1.0	25	30	2.0
JAN 1N5616	400	440	1.00	.750	.8 MIN.	1.0	25	30	2.0
JAN 1N5618	600	660	1.00	.750		1.0	25	30	2.0
JAN 1N5620	800	880	1.00	.750	1.3 MAX.	1.0	25	30	2.0
JAN 1N5622	1000	1100	1.00	.750		1.0	25	30	2.0

NOTE 1:  $T_A = 100^\circ C$ ,  $f = 60$  Hz,  $I_o = 750mA$ , 10-8 m sec. surges @ 1/minute.

NOTE 2:  $I_F = 0.5A$ ,  $I_{Rm} = 1A$ ,  $I_{R(REC)} = .250A$

**MILITARY  
RECTIFIERS**



**FIGURE 1  
PACKAGE A**

**MECHANICAL  
CHARACTERISTICS**

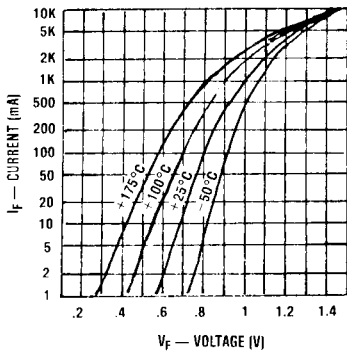
CASE: Hermetically sealed glass case.

LEAD MATERIAL: Tinned copper.

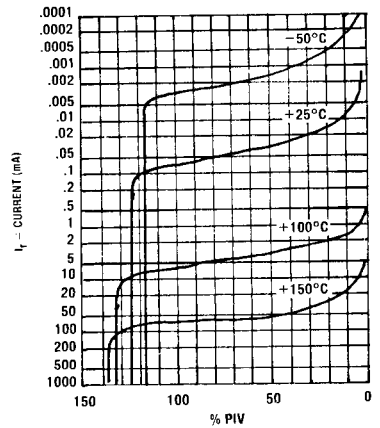
MARKING: Body painted, alpha numeric.

POLARITY: Cathode band.

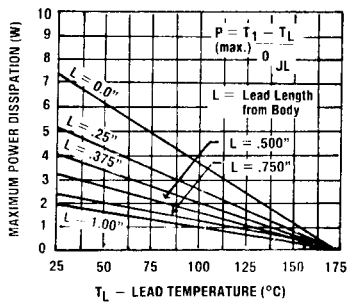
# 1N5614 thru 1N5622



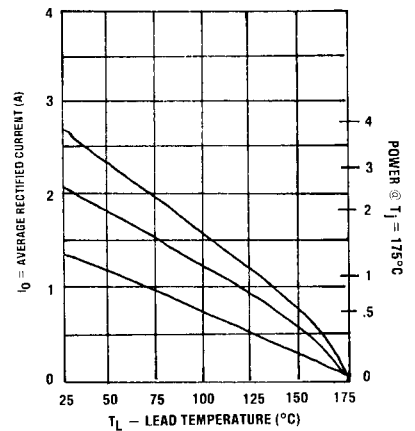
**FIGURE 2**  
TYPICAL FORWARD VOLTAGE  
vs FORWARD CURRENT



**FIGURE 3**  
TYPICAL REVERSE CURRENT vs PIV



**FIGURE 4**  
MAXIMUM POWER DISSIPATION  
vs LEAD TEMPERATURE



**FIGURE 5**  
MAXIMUM CURRENT  
vs LEAD TEMPERATURE