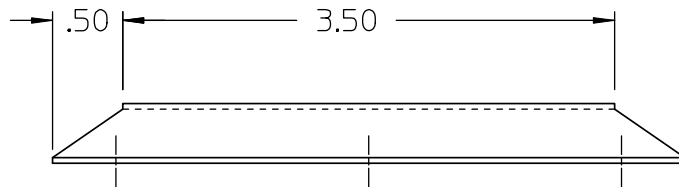
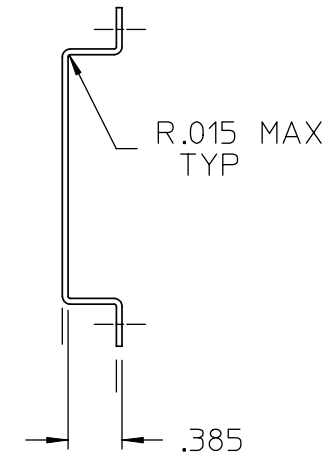
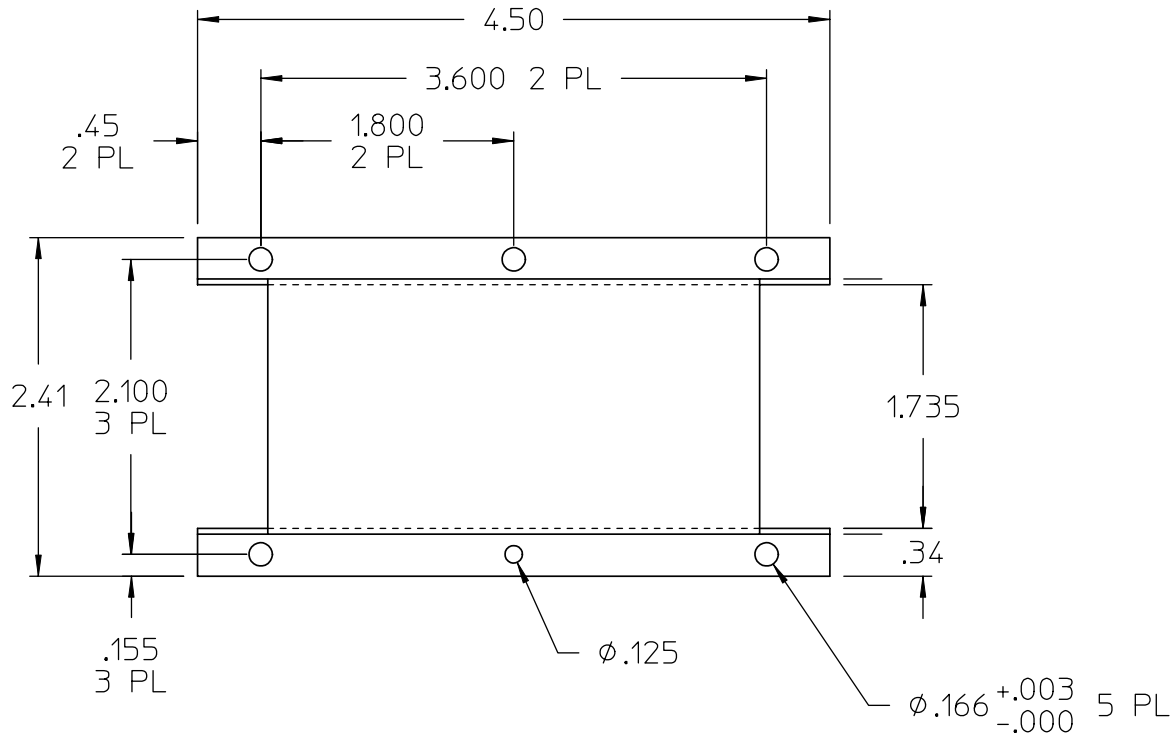


VICOR CONFIDENTIAL

THIS DOCUMENT AND THE DATA DISCLOSED HEREIN OR HEREWITH IS NOT TO BE REPRODUCED, USED, OR DISCLOSED IN WHOLE OR IN PART TO ANYONE WITHOUT PERMISSION OF VICOR CORP.

REV.	DESCRIPTION	DATE	APPROVED
#1	DRAWN FOR DEVELOPMENT	CFH	



NOTES

1. MATERIAL: 5052-H34 ALUMINUM, .040 THICK.
2. FINISH: L CLEAR CHROMATE.
3. REMOVE ALL BURRS AND BREAK SHARP EDGES.

DRAWN BY <i>C HUTCHINS</i>		DATE 7/95					
UNLESS OTHERWISE SPECIFIED DIMENSIONS ARE IN INCHES- TOLERANCES ARE: FRACTIONS DECIMALS ANGLES *1/64 .XX+ .01 ±1° .XXX+ .005				VI-200 MODULE SHIELD WITHOUT PEM NUTS			
THIRD ANGLE PROJECTION 		SIZE B	FSCM NO. 67131	DWG NO. 12861	REV #1		
DO NOT SCALE DRAWING		SCALE FULL		SHEET 1 OF 1			