

**Applications**

- Switching mode power supply application
- Converter & chopper application

**Features**

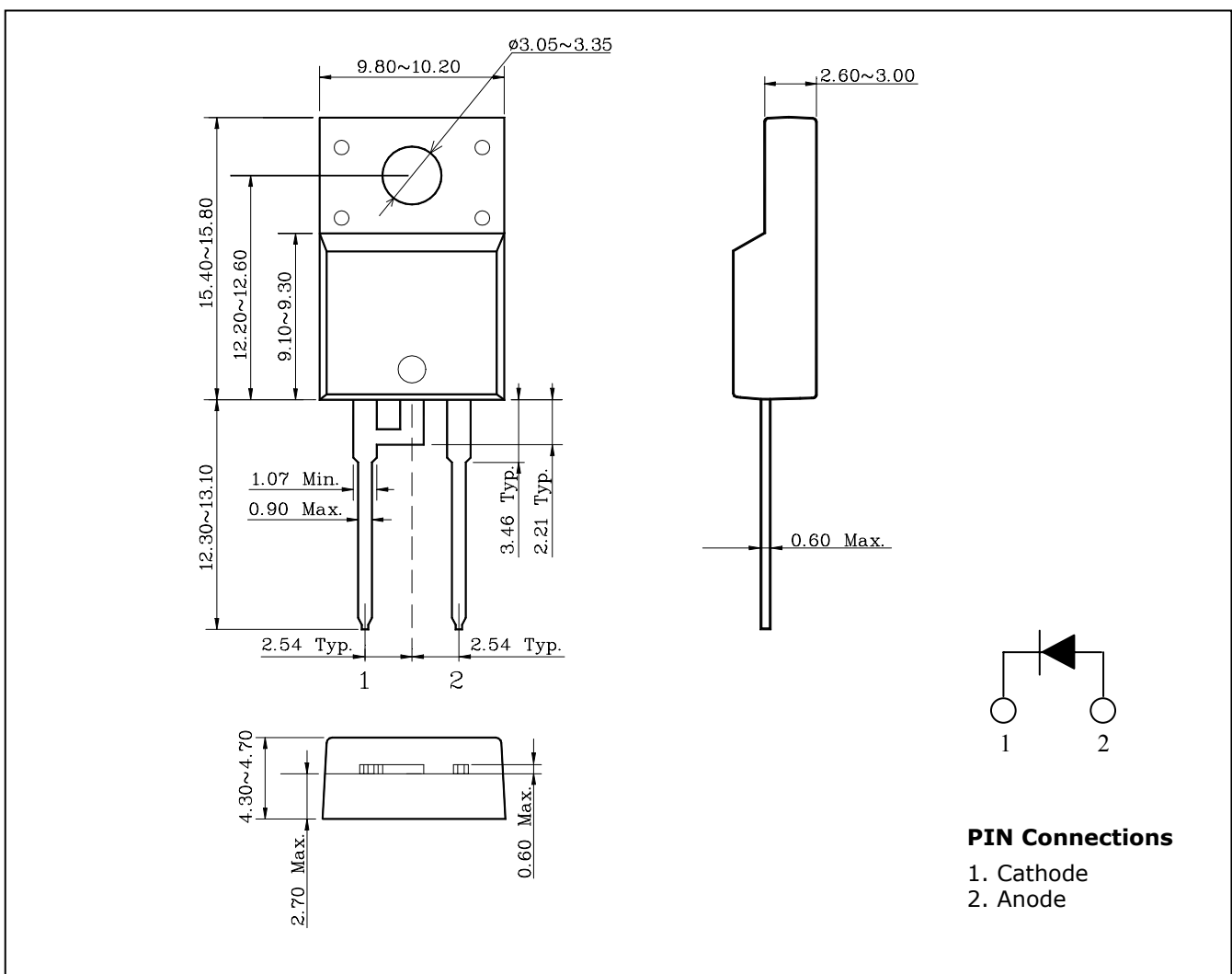
- Low forward voltage:  $V_{FM}=0.55V$  Max.
- Low reverse current:  $I_{RRM}=0.5mA$  Max.
- Low switching loss

**Ordering Information**

Type No.	Marking	Package Code
SDB540	SDB540	TO-220F-2L

**Outline Dimensions**

unit : mm



**Absolute Maximum Ratings**

(Ta=25°C)

Characteristic	Symbol	Rating	Unit
Repetitive peak reverse voltage	$V_{RRM}$	40	V
Average rectified output current	$I_O$	5	A
Peak surge forward current (Non-repetitive 60Hz sine wave)	$I_{FSM}$	60	A
Junction temperature	$T_J$	150	°C
Storage temperature range	$T_{stg}$	-55 ~ 150	°C

**Electrical Characteristics**

(Ta=25°C)

Characteristic	Symbol	Test Condition	Min.	Typ.	Max.	Unit
Peak forward voltage	$V_{FM}$	$I_F=5A$ <sup>1)</sup>	-	-	0.55	V
Repetitive peak reverse current	$I_{RRM}$	$V_R=40V$	-	-	0.5	mA
Junction capacitance	$C_j$	$V_R=10V, f=1.0MHz$	-	200	-	pF
Thermal resistance	$R_{th}$	Junction to ambient	-	-	62.5	°C/W
		Junction to case	-	-	4.0	

1) Pulse test :  $t_p \leq 380 \mu s$ , Duty cycle  $\leq 2\%$

### Electrical Characteristic Curves

Fig. 1  $I_O - V_F$

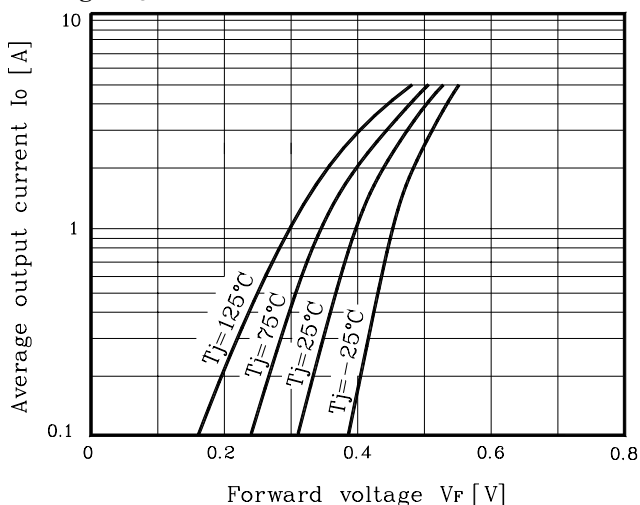


Fig. 2  $I_R - V_R$

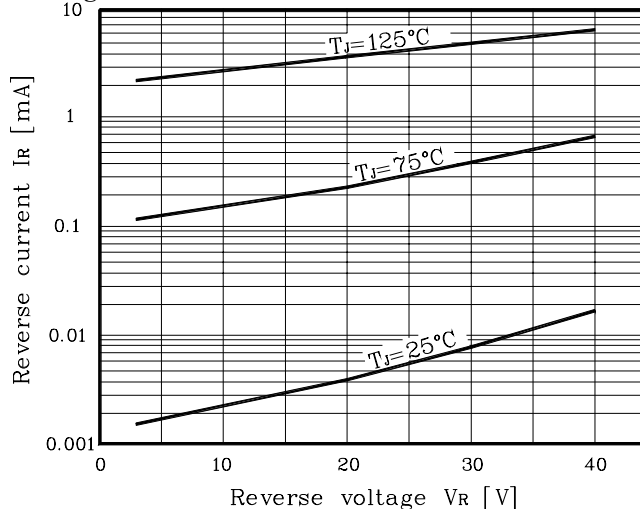


Fig. 3  $P_F - I_O$

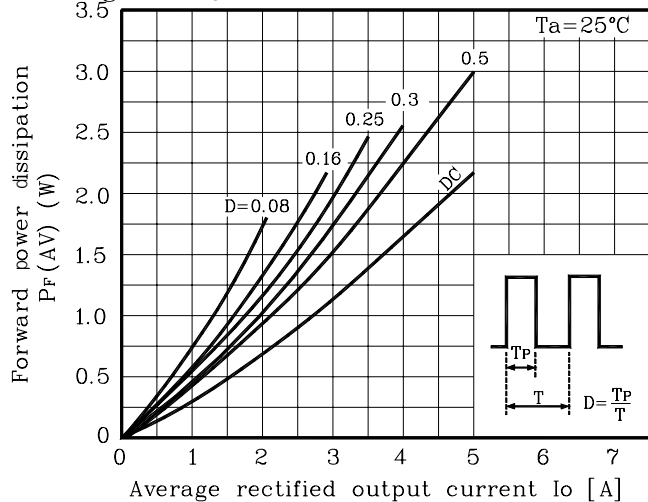


Fig. 4  $C_j - V_R$

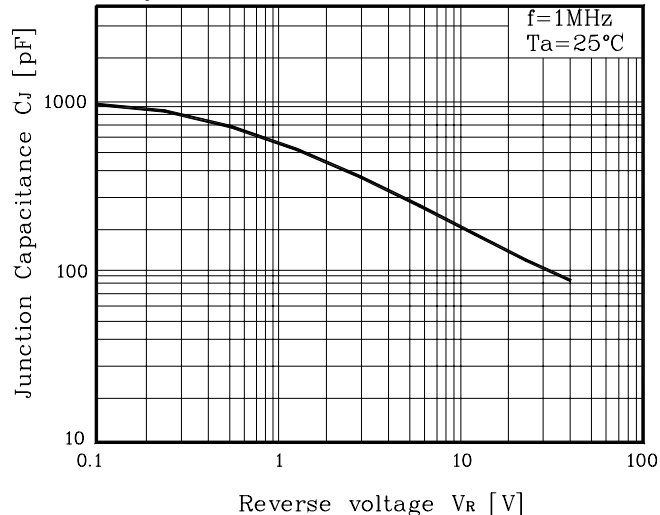


Fig. 5  $I_{FSM} - \text{Number of cycle}$

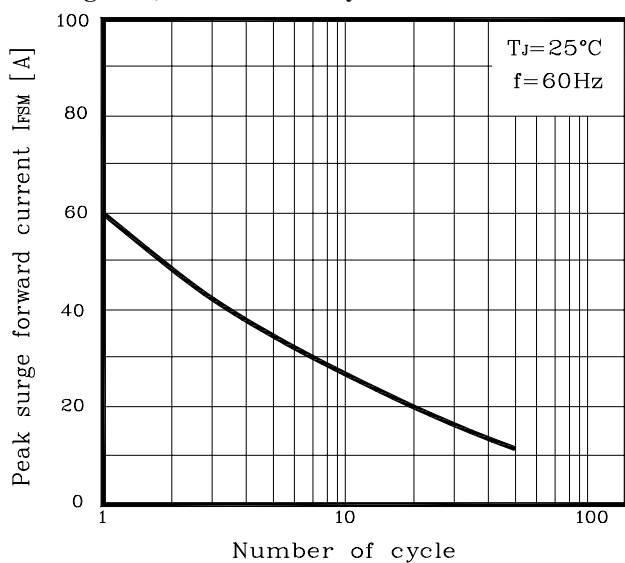
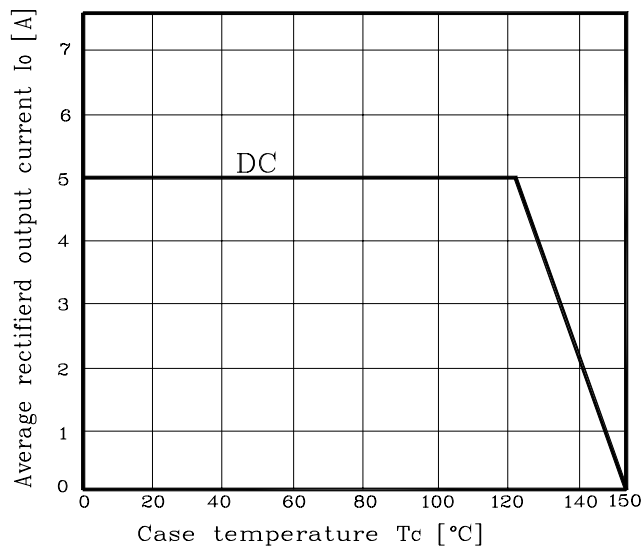


Fig. 6  $I_O$  derating -  $T_C$



**The AUK Corp. products are intended for the use as components in general electronic equipment (Office and communication equipment, measuring equipment, home appliance, etc.).**

**Please make sure that you consult with us before you use these AUK Corp. products in equipments which require high quality and / or reliability, and in equipments which could have major impact to the welfare of human life(atomic energy control, airplane, spaceship, transportation, combustion control, all types of safety device, etc.). AUK Corp. cannot accept liability to any damage which may occur in case these AUK Corp. products were used in the mentioned equipments without prior consultation with AUK Corp..**

**Specifications mentioned in this publication are subject to change without notice.**