

# 10Base-T Interface Module

## EPA2013D & EPA2013D-RC



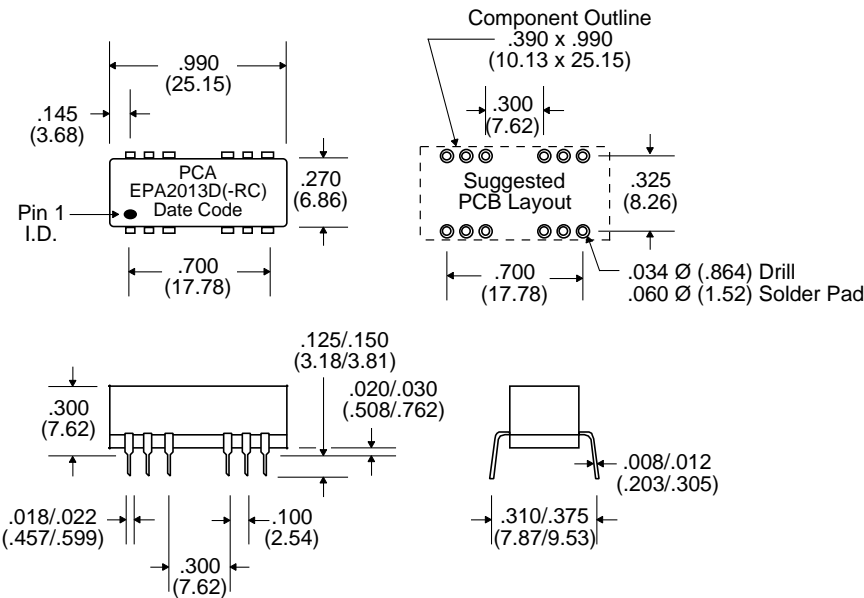
- General Purpose 10Base-T Filter Module
- Complies with or exceeds IEEE 802.3, 10Base-T Standards
- Add “-RC” after part number for RoHS Compliant
- Available in SMD and DIP Packages

### Electrical Parameters @ 25° C

Cut-Off Frequency (MHz)	Insertion Loss (dB Max.)	Return Loss (dB Min.)	Attenuation (dB Min.)				Common Mode Rejection (dB Min.)		Crosstalk (dB Min.)
			@ 20 MHz	@ 25 MHz	@ 30 MHz	@ 40 MHz	@ 50 MHz	@ 100 MHz	
± 1.0 MHz	1-10 MHz	5-10 MHz	@ 20 MHz	@ 25 MHz	@ 30 MHz	@ 40 MHz	@ 50 MHz	@ 100 MHz	1-10 MHz
Xmit/Rcv	Xmit/Rcv	Xmit/Rcv	Xmit/Rcv	Xmit/Rcv	Xmit/Rcv	Xmit/Rcv	Xmit	Xmit	Xmit/Rcv
17/17	-1/-1	-15/-15	-7/-6	-19/-14	-30/-20	-35/-31	-30	-25	-30/-30

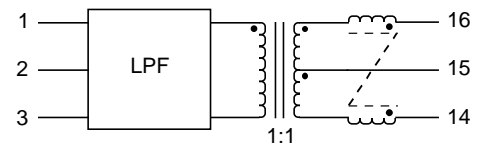
- **Isolation** : meets or exceeds 802.3 IEEE Requirements
- **Characteristic Filter Impedance** : 100
- Referenced to the Output Level Fundamental Frequency @ 5 MHz
- CMC is common to both channels

### Package

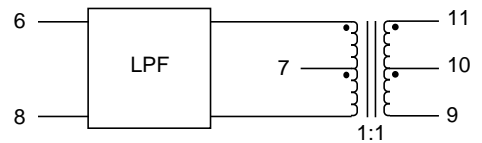


### Schematic

#### Transmit Channel



#### Receive Channel



Notes :	EPA2013D	EPA2013D-RC
1. Lead Finish	SnPb	Hot Tin Dip (Sn) †
2. Peak Temperature Rating (Wave Solder Process Only) (per IPC/JEDEC-J-STD-020C)	225°C	260°C 10 (+2/-0) seconds
3. Weight	2.8 grams	2.8 grams
4. Packaging Information	(Tube) 19 pieces/tube	19 pieces/tube

† Lead Material : Matte Tin with Ni Barrier

Unless Otherwise Specified Dimensions are in Inches /mm ± .010 / .25