

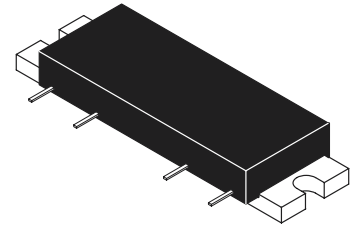
The RF Line
3G Band
RF Linear LDMOS Amplifier

Designed for ultra-linear amplifier applications in 50 ohm systems operating in the 3G frequency band. A silicon FET Class A design provides outstanding linearity and gain. In addition, the excellent group delay and phase linearity characteristics are ideal for digital CDMA modulation systems.

- Third Order Intercept: 45 dBm Typ
- Power Gain: 31 dB Typ (@ f = 2140 MHz)
- Excellent Phase Linearity and Group Delay Characteristics
- Ideal for Feedforward Base Station Applications

MHL21336

2110–2170 MHz
3.0 W, 31 dB
RF LINEAR LDMOS AMPLIFIER



CASE 301AP-02, STYLE 1

ABSOLUTE MAXIMUM RATINGS ($T_C = 25^\circ\text{C}$ unless otherwise noted)

Rating	Symbol	Value	Unit
DC Supply Voltage	V_{DD}	30	Vdc
RF Input Power	P_{in}	+5	dBm
Storage Temperature Range	T_{stg}	-40 to +100	$^\circ\text{C}$
Operating Case Temperature Range	T_C	-20 to +100	$^\circ\text{C}$

ELECTRICAL CHARACTERISTICS ($V_{DD} = 26\text{ Vdc}$, $T_C = 25^\circ\text{C}$; 50 Ω System)

Characteristic	Symbol	Min	Typ	Max	Unit
Supply Current	I_{DD}	—	500	525	mA
Power Gain (f = 2140 MHz)	G_p	30	31	32	dB
Gain Flatness (f = 2110–2170 MHz)	G_F	—	0.15	0.4	dB
Power Output @ 1 dB Comp. (f = 2140 MHz)	$P_{out\ 1\ dB}$	34	35	—	dBm
Input VSWR (f = 2110–2170 MHz)	$VSWR_{in}$	—	1.2:1	1.5:1	
Third Order Intercept (f1 = 2137 MHz, f2 = 2142 MHz)	ITO	44	45	—	dBm
Noise Figure (f = 2170 MHz)	NF	—	4.5	5	dB

TYPICAL CHARACTERISTICS

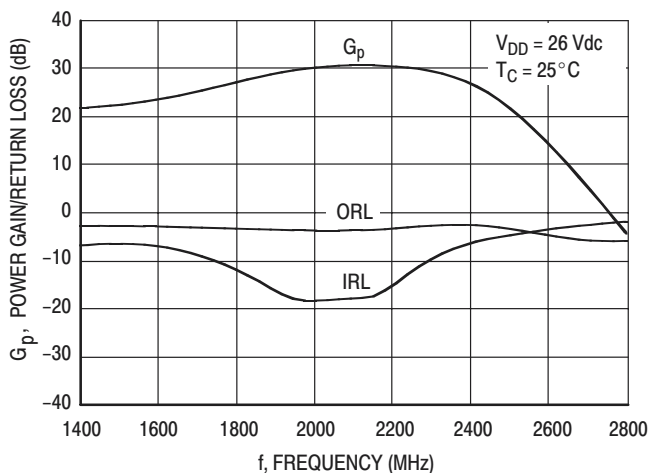


Figure 1. Power Gain, Input Return Loss, Output Return Loss versus Frequency

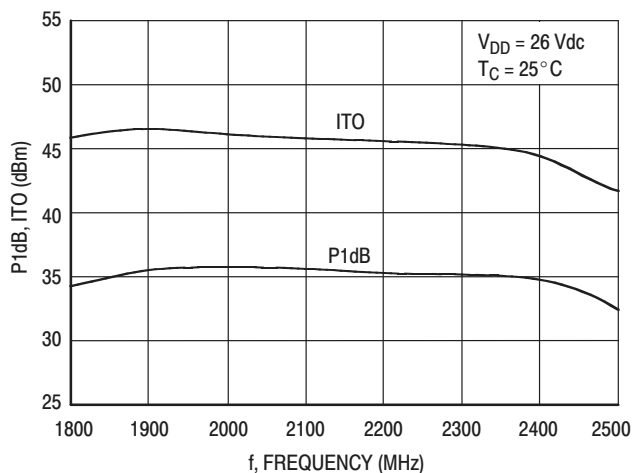


Figure 2. P1dB, ITO versus Frequency

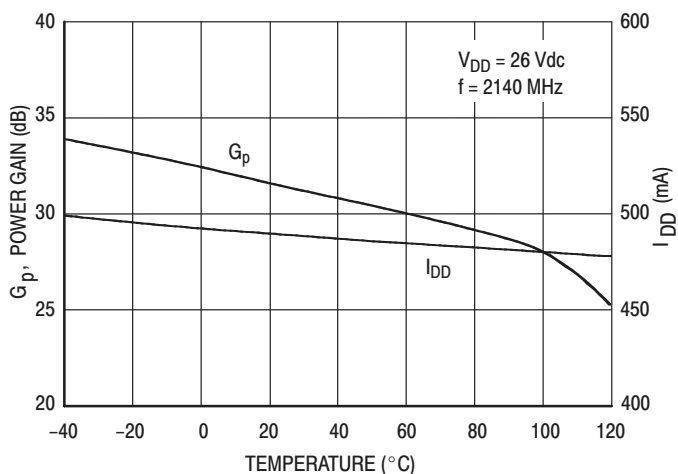


Figure 3. Power Gain, I_{DD} versus Temperature

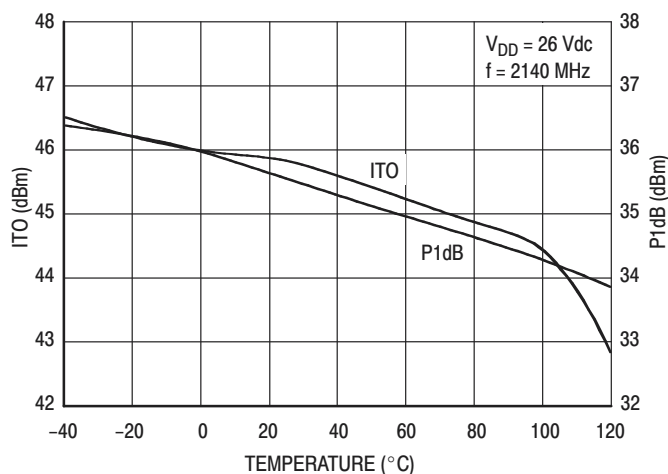


Figure 4. ITO, P1dB versus Temperature

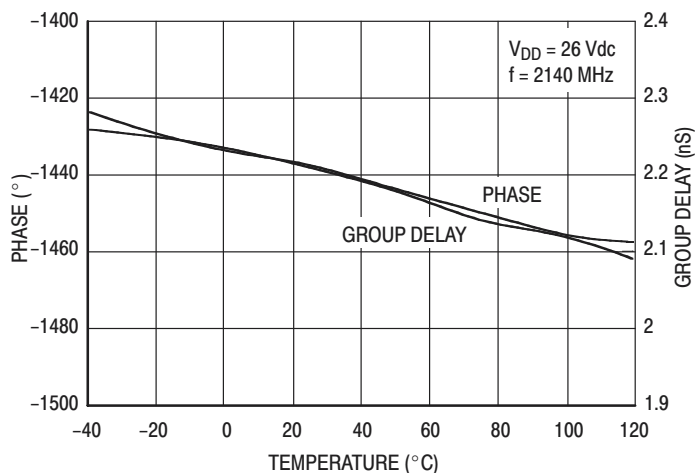


Figure 5. Phase⁽¹⁾, Group Delay⁽¹⁾ versus Temperature

⁽¹⁾In Production Test Fixture

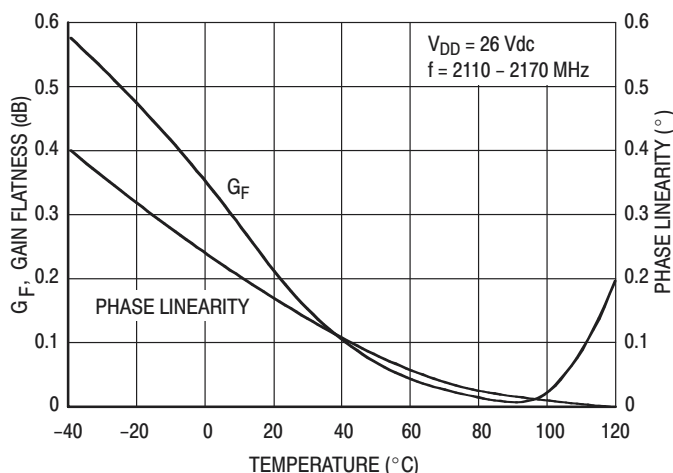


Figure 6. Gain Flatness, Phase Linearity versus Temperature

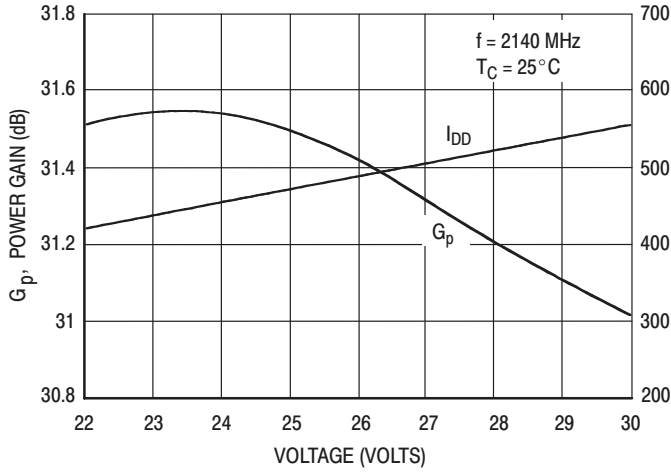


Figure 7. Power Gain, I_{DD} versus Voltage

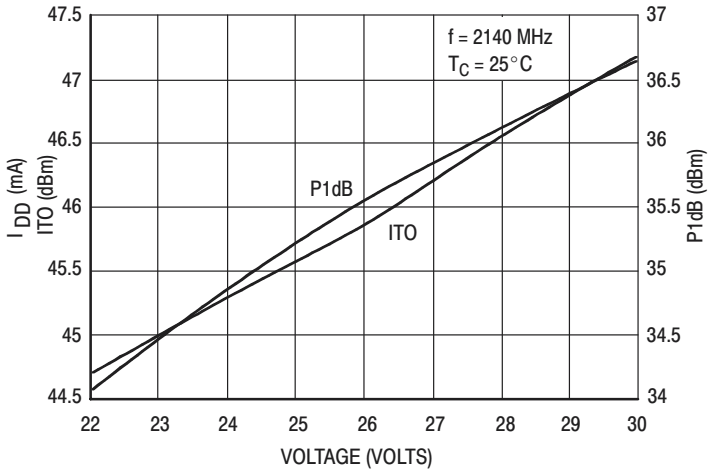


Figure 8. ITO, P1dB versus Voltage

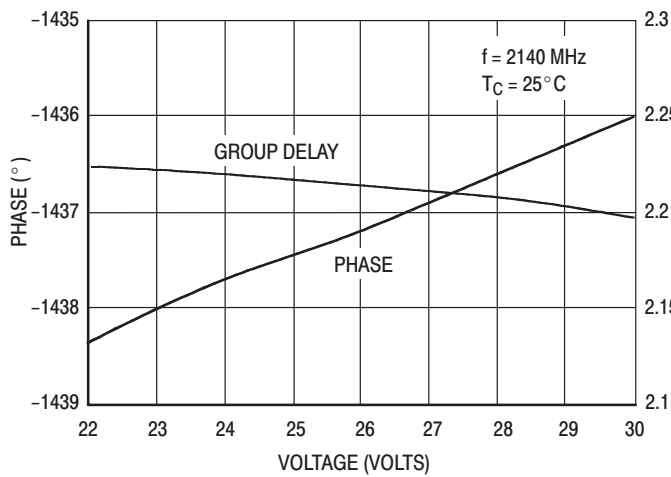


Figure 9. Phase⁽¹⁾, Group Delay⁽¹⁾ versus Voltage

⁽¹⁾In Production Test Fixture

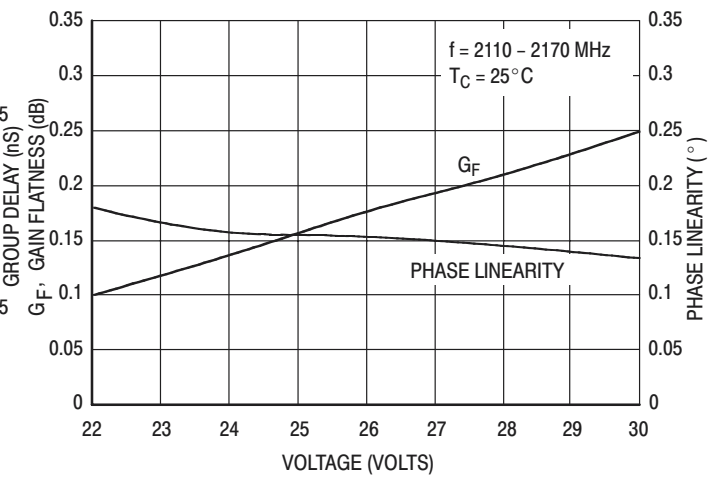
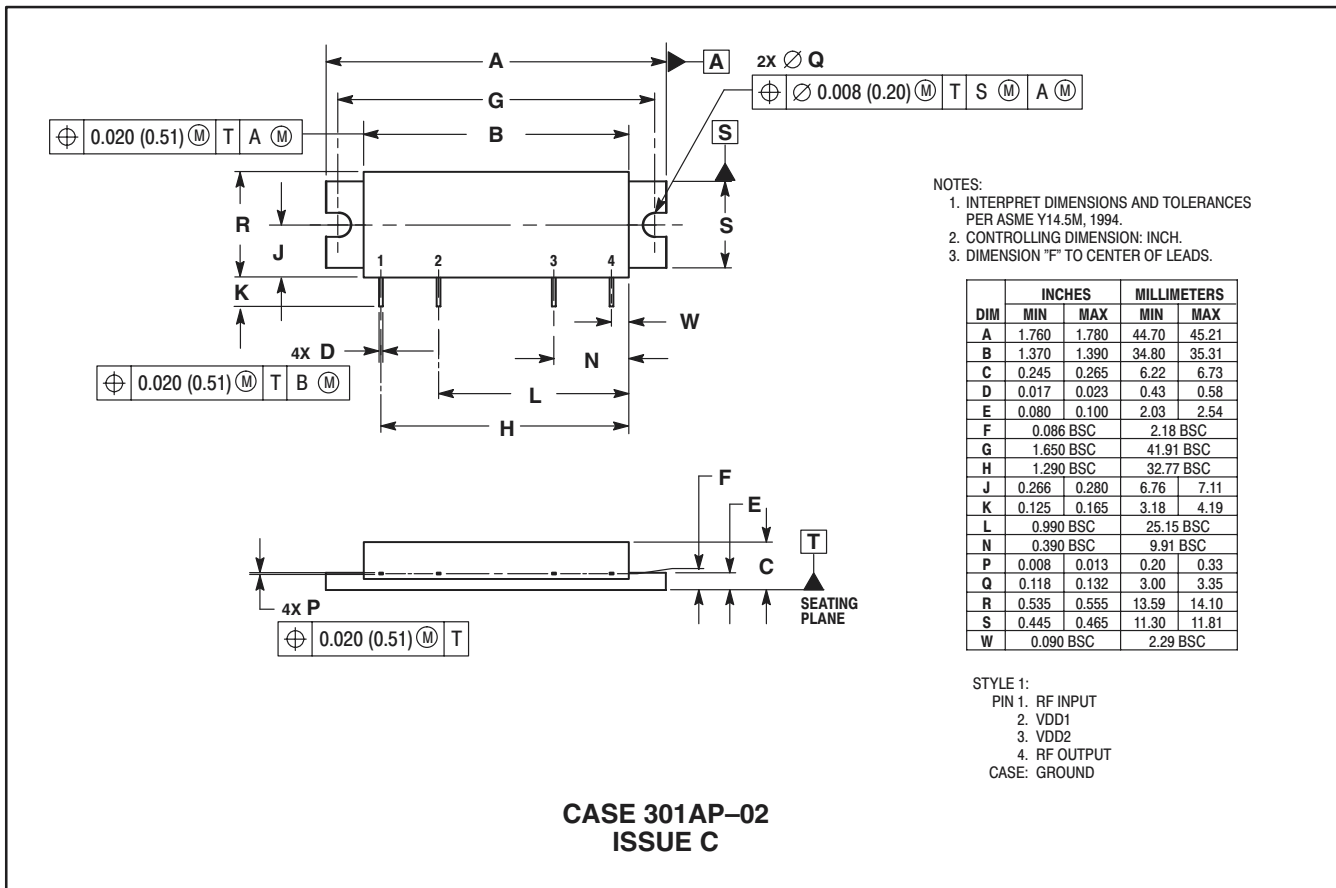


Figure 10. Phase Linearity, Gain Flatness versus Voltage

Freescale Semiconductor, Inc.

PACKAGE DIMENSIONS



Motorola reserves the right to make changes without further notice to any products herein. Motorola makes no warranty, representation, or guarantee regarding the suitability of its products for any particular purpose, nor does Motorola assume any liability arising out of the application or use of any product or circuit, and specifically disclaims any and all liability, including without limitation consequential or incidental damages. "Typical" parameters can and do vary in different applications and actual performance may vary over time. All operating parameters, including "Typicals", must be validated for each customer application by customer's technical experts. Motorola does not convey any license under its patent rights nor the rights of others. Motorola products are not designed, intended, or authorized for use as components in systems intended for surgical implant into the body, or other applications intended to support or sustain life, or for any other application in which the failure of the Motorola product could create a situation where personal injury or death may occur. Should Buyer purchase or use Motorola products for any such unintended or unauthorized application, Buyer shall indemnify and hold Motorola and its officers, employees, subsidiaries, affiliates, and distributors harmless against all claims, costs, damages, and expenses, and reasonable attorney fees arising out of, directly or indirectly, any claim of personal injury or death associated with such unintended or unauthorized use, even if such claim alleges that Motorola was negligent regarding the design or manufacture of the part. Motorola and the Stylized M Logo are registered in the US Patent & Trademark Office. All other product or service names are the property of their respective owners. Motorola, Inc. is an Equal Opportunity/Affirmative Action Employer.

© Motorola, Inc. 2002.

How to reach us:

USA/EUROPE/Locations Not Listed: Motorola Literature Distribution; P.O. Box 5405, Denver, Colorado 80217. 1-303-675-2140 or 1-800-441-2447

JAPAN: Motorola Japan Ltd.; SPS, Technical Information Center, 3-20-1, Minami-Azabu, Minato-ku, Tokyo 106-8573 Japan. 81-3-3440-3569

ASIA/PACIFIC: Motorola Semiconductors H.K. Ltd.; Silicon Harbour Centre, 2 Dai King Street, Tai Po Industrial Estate, Tai Po, N.T. Hong Kong. 852-26668334

Technical Information Center: 1-800-521-6274

HOME PAGE: <http://www.motorola.com/semiconductors/>



MOTOROLA

**For More Information On This Product,
 Go to: www.freescale.com**

MHL21336/D