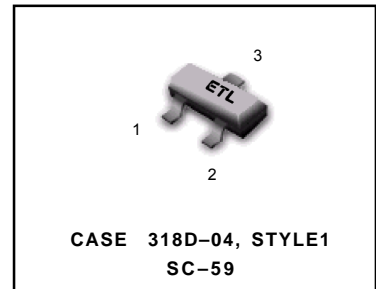
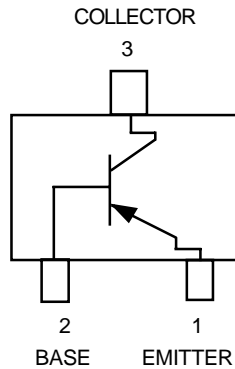


PNP General Purpose Amplifier Transistor Surface Mount

MSB710-RT1



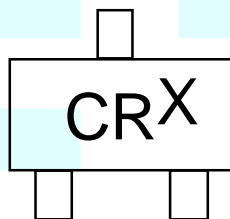
MAXIMUM RATINGS ($T_A = 25^\circ\text{C}$)

Rating	Symbol	Value	Unit
Collector-Base Voltage	$V_{(BR)CBO}$	-60	Vdc
Collector-Emitter Voltage	$V_{(BR)CEO}$	-50	Vdc
Emitter-Base Voltage	$V_{(BR)EBO}$	-7.0	Vdc
Collector Current - Continuous	I_C	-500	mAdc
Collector Current - Peak	$I_{C(P)}$	-1.0	Adc

THERMAL CHARACTERISTICS

Characteristic	Symbol	Max	Unit
Power Dissipation	P_D	200	mW
Junction Temperature	T_J	150	$^\circ\text{C}$
Storage Temperature	T_{stg}	-55 ~ +150	$^\circ\text{C}$

DEVICE MARKING



The "X" represents a smaller alpha digit Date Code. The Date Code indicates the actual month in which the part was manufactured.