



SAW Components

Data Sheet B7735





SAW Components

B7735

Low-Loss Filter for Mobile Communication

942,5 MHz

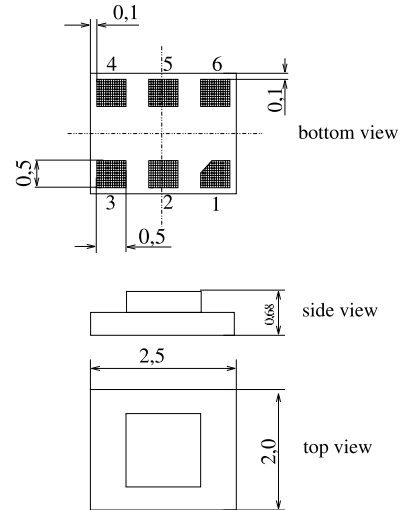
Data Sheet



Features

- Low-loss RF filter for mobile telephone EGSM system, receive path
- Low amplitude ripple
- Usable passband 35 MHz
- Unbalanced to balanced operation
- Excellent symmetry
- Impedance transformation from 50 Ω to 150 Ω
- Suitable for GPRS class 1 to 12
- Ceramic package for **Surface Mounted Technology (SMT)**
- Pb-free

Chip sized SAW package DCS6K



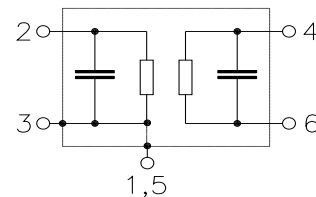
Terminals

- Ni, gold-plated

Pin configuration

- 2 Input, unbalanced
- 4, 6 Balanced outputs
- 1, 3, 5 To be grounded
- 1, 5 Case ground

Dimensions in mm



Type	Ordering code	Marking and Package according to	Packing according to
B7735	B39941-B7735-C910	C61157-A7-A97	F61074-V8153-Z000

Electrostatic Sensitive Device (ESD)

Maximum ratings

Operable temperature range	T	- 30 / + 85	°C	peak power of GSM signal, duty cycle 4:8
Storage temperature range	T_{stg}	- 40 / + 85	°C	
DC voltage	V_{DC}	5	V	
ESD voltage	V_{ESD}	100	V	
Input power at GSM850, GSM900, GSM1800 and GSM1900 Tx bands	P_{IN}	15	dBm	



SAW Components

B7735

Low-Loss Filter for Mobile Communication

942,5 MHz

Data Sheet



Characteristics

Operating temperature range: $T = 25 \pm 2 \text{ }^\circ\text{C}$
 Terminating source impedance: $Z_S = 50 \text{ } \Omega$
 Terminating load impedance: $Z_L = 150 \text{ } \Omega \parallel 100 \text{ nH}$

		min.	typ.	max.	
Center frequency	f_C	—	942,5	—	MHz
Maximum insertion attenuation	α_{\max}	—	2,3	2,7	dB
925,0 ... 960,0 MHz					
Amplitude ripple (p-p)	$\Delta\alpha$	—	0,9	1,4	dB
925,0 ... 960,0 MHz					
Input VSWR		—	1,8	2,2	
925,0 ... 960,0 MHz					
Output VSWR		—	1,8	2,2	
925,0 ... 960,0 MHz					
Output phase balance $\phi(S_{31}) - \phi(S_{21})$		-10	—	10	degree
925,0 ... 960,0 MHz					
Output amplitude balance (S_{31}/S_{21})		-2	—	2	dB
925,0 ... 960,0 MHz					
Diff. to common mode suppression	S_{sc12}	20	26	—	dB
925,0 ... 960,0 MHz					
824,0 ... 995,0 MHz		20	26	—	
1648,0 ... 1990,0 MHz		20	50	—	
3296,0 ... 3980,0 MHz		20	29	—	
Attenuation	α	50	68	—	dB
0,0 ... 880,0 MHz					
880,0 ... 905,0 MHz		30	52	—	
905,0 ... 915,0 MHz		20	29	—	
980,0 ... 1050,0 MHz		23	34	—	
1050,0 ... 1850,0 MHz		50	55	—	
1850,0 ... 1920,0 MHz		50	71	—	
1920,0 ... 2880,0 MHz		50	60	—	
2880,0 ... 4000,0 MHz		40	59	—	
4000,0 ... 6000,0 MHz		40	60	—	



Data Sheet



Characteristics

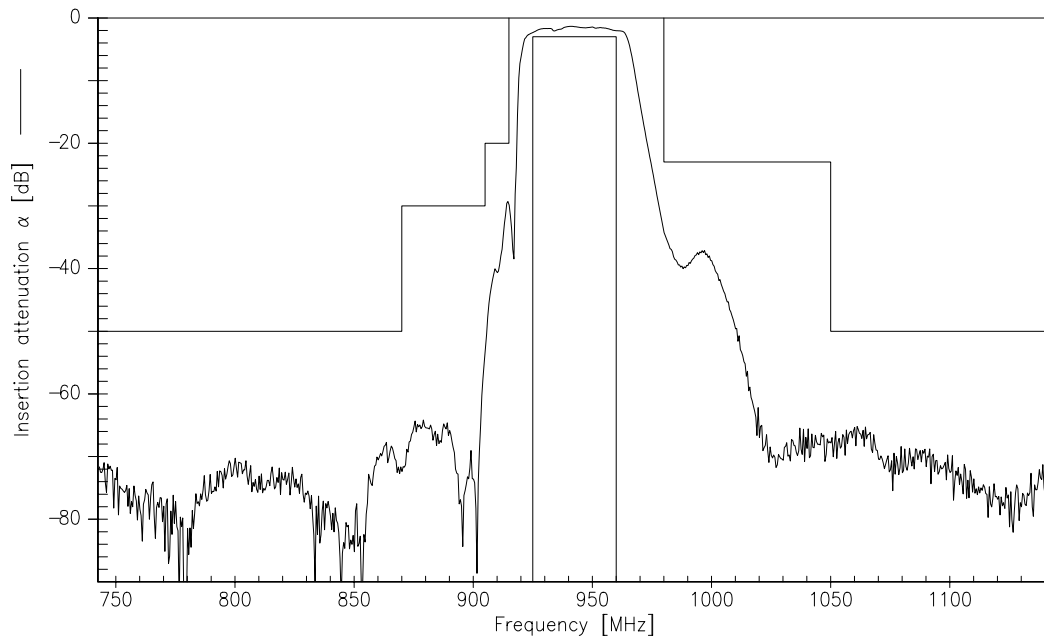
Operating temperature range: $T = -10$ to $+75$ °C
 Terminating source impedance: $Z_S = 50 \Omega$
 Terminating load impedance: $Z_L = 150 \Omega \parallel 100$ nH

		min.	typ.	max.	
Center frequency	f_C	—	942,5	—	MHz
Maximum insertion attenuation	α_{max}	—	2,5	3,0 ¹⁾	dB
	925,0 ... 960,0 MHz				
Amplitude ripple (p-p)	$\Delta\alpha$	—	1,2	1,7	dB
	925,0 ... 960,0 MHz				
Input VSWR		—	1,8	2,2	
	925,0 ... 960,0 MHz				
Output VSWR		—	1,8	2,2	
	925,0 ... 960,0 MHz				
Output phase balance $\phi(S_{31}) - \phi(S_{21})$		-10	—	10	degree
	925,0 ... 960,0 MHz				
Output amplitude balance (S_{31}/S_{21})		-2	—	2	dB
	925,0 ... 960,0 MHz				
Diff. to common mode suppression	S_{sc12}	20	38	—	dB
	925,0 ... 960,0 MHz				
	824,0 ... 995,0 MHz	20	29	—	dB
	1648,0 ... 1990,0 MHz	20	50	—	dB
	3296,0 ... 3980,0 MHz	20	31	—	dB
Attenuation	α	50	68	—	dB
	0,0 ... 880,0 MHz				
	880,0 ... 905,0 MHz	30	52	—	dB
	905,0 ... 915,0 MHz	20	29	—	dB
	980,0 ... 1050,0 MHz	23	30	—	dB
	1050,0 ... 1850,0 MHz	50	55	—	dB
	1850,0 ... 1920,0 MHz	50	71	—	dB
	1920,0 ... 2880,0 MHz	50	60	—	dB
	2880,0 ... 4000,0 MHz	40	59	—	dB
	4000,0 ... 6000,0 MHz	40	60	—	dB

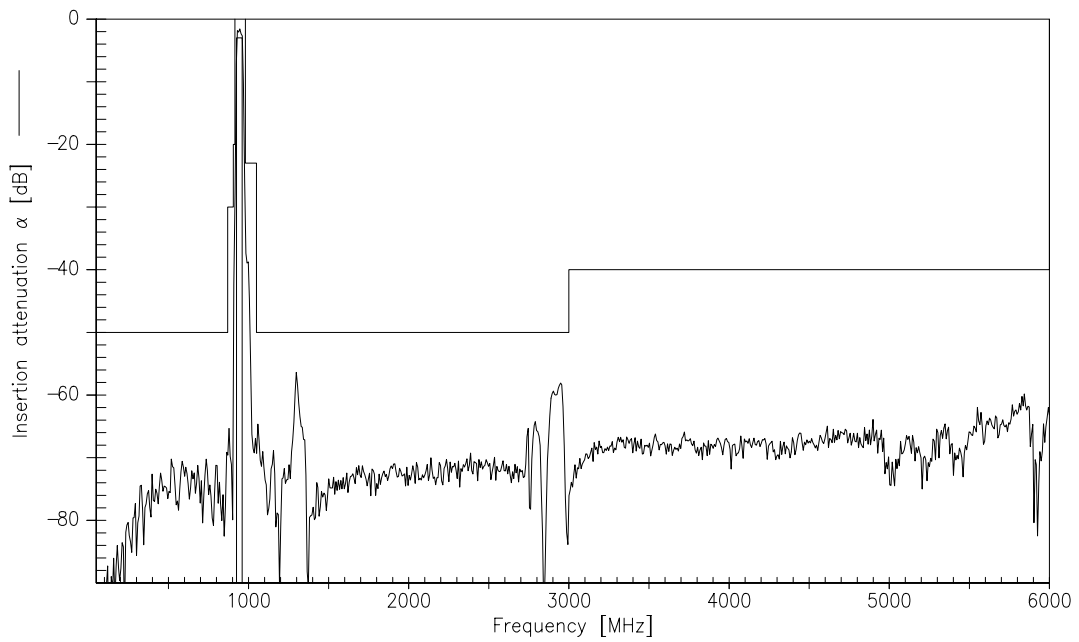
¹⁾ 5,0 dB for $T = -30$ °C to $+85$ °C



Transfer function (measurement)



Transfer function (wideband measurement)





SAW Components

B7735

Low-Loss Filter for Mobile Communication

942,5 MHz

Data Sheet



Published by EPCOS AG

Surface Acoustic Wave Components Division, SAW MC WT

P.O. Box 80 17 09, 81617 Munich, GERMANY

© EPCOS AG 2002. Reproduction, publication and dissemination of this brochure and the information contained therein without EPCOS' prior express consent is prohibited.

Purchase orders are subject to the General Conditions for the Supply of Products and Services of the Electrical and Electronics Industry recommended by the ZVEI (German Electrical and Electronic Manufacturers' Association), unless otherwise agreed.

This brochure replaces the previous edition.

For questions on technology, prices and delivery please contact the Sales Offices of EPCOS AG or the international Representatives.

Due to technical requirements components may contain dangerous substances. For information on the type in question please also contact one of our Sales Offices.