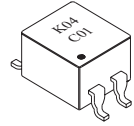


FEATURES

- High performance
- Low cost
- Compact size

APPLICATIONS

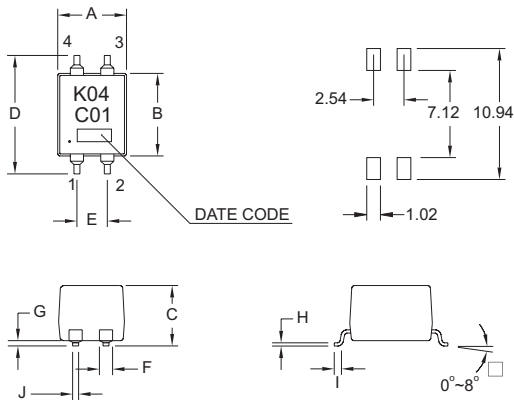
- Aim at providing electromagnetic interference solution
- To suppress common mode noise in particular frequency range
- To prevent EMI affect via precise impedance



ELECTRICAL CHARACTERISTICS @25°C

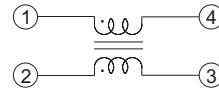
PART NO.	Inductance (uH) Min	DC Resistance (Ω) Max	Isolation Resistance (MΩ) Min	Impedance (Ω) Typ.	Rated current (A) Max
			@ 250 VDC	200 MHz	
CMK04C01SM	1.0	0.025	100	100	4.0
CMK04C03SM	19±30%	0.06	100	800	1.0
CMK04C05SM	88	0.1	-	700~10	1.0
CMK04C09SM	-	0.1	-	900~15000	1.0

MECHANICAL CONSTRUCTION



UNIT: mm / inch
 A = 5.60 ± 0.254 / 0.222 ± 0.010
 B = 6.90 ± 0.254 / 0.272 ± 0.010
 C = 5.08 ± 0.254 / 0.200 ± 0.010
 D = 9.30 ± 0.254 / 0.366 ± 0.010
 E = 2.54 / 0.100 (TYP)
 F = 1.12 ± 0.127 / 0.044 ± 0.005
 G = 0.254 ± 0.127 / 0.010 ± 0.005
 H = 0.254 / 0.010 (TYP)
 I = 0.70 ± 0.254 / 0.028 ± 0.010
 J = 0.50 ± 0.127 / 0.020 ± 0.005

SCHEMATICS



IMPEDANCE CURVE

