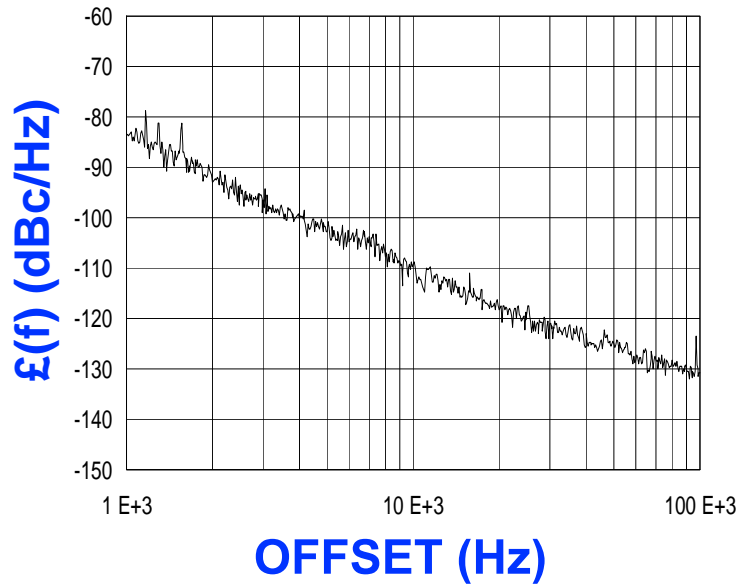




PHASE NOISE (1 Hz BW, typical)



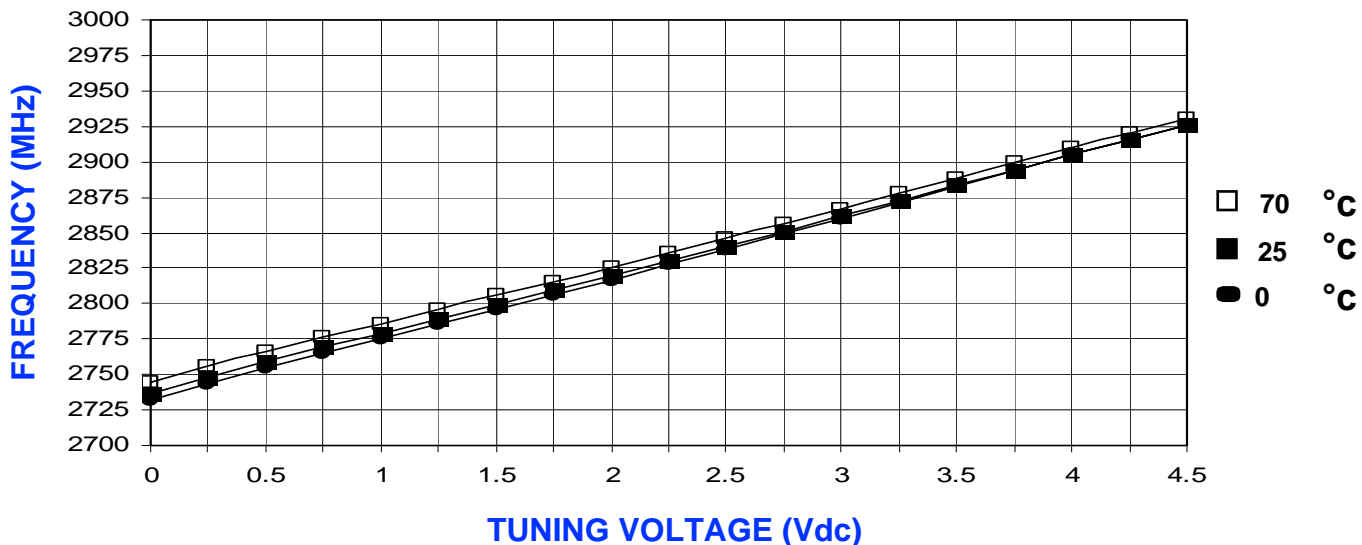
FEATURES
<ul style="list-style-type: none"> • Frequency Range: 2770 - 2920 MHz • Tuning Voltage: 0.5-4.5 Vdc • MINI-16 - Style Package
APPLICATIONS
<ul style="list-style-type: none"> • Digital Radios • Fixed Broadband Wireless • Satellite Communications

PERFORMANCE SPECIFICATIONS	VALUE	UNITS
Oscillation Frequency Range	2770 - 2920	MHz
Phase Noise @ 10 kHz offset (1 Hz BW, typ.)	-107	dBc/Hz
Harmonic Suppression (2nd, typ.)	-20	dBc
Tuning Voltage	0.5-4.5	Vdc
Tuning Sensitivity (avg.)	41	MHz/V
Power Output	10±3	dBm
Load Impedance	50	Ω
Input Capacitance (max.)	50	pF
Pushing	<1	MHz/V
Pulling (14 dB Return Loss, Any Phase)	<2	MHz
Operating Temperature Range	0 to 70	°C
Package Style	MINI-16	
POWER SUPPLY REQUIREMENTS		
Supply Voltage (Vcc, nom.)	5	Vdc
Supply Current (Icc, typ.)	20	mA

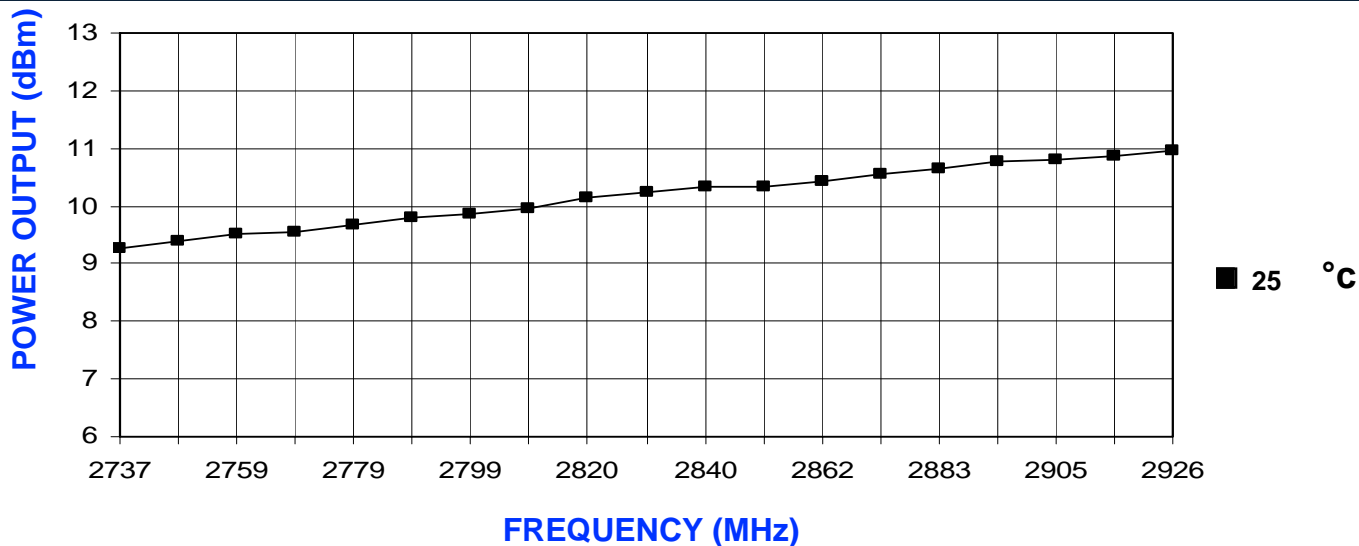
All specifications are typical unless otherwise noted and subject to change without notice.

APPLICATION NOTES
<ul style="list-style-type: none"> • AN-100/1 : Mounting and Grounding of VCOs • AN-102 : Proper Output Loading of VCOs • AN-107 : How to Solder Z-COMM VCOs
NOTES:

TUNING CURVE, typ.



POWER CURVE, typ.



PHYSICAL DIMENSIONS

