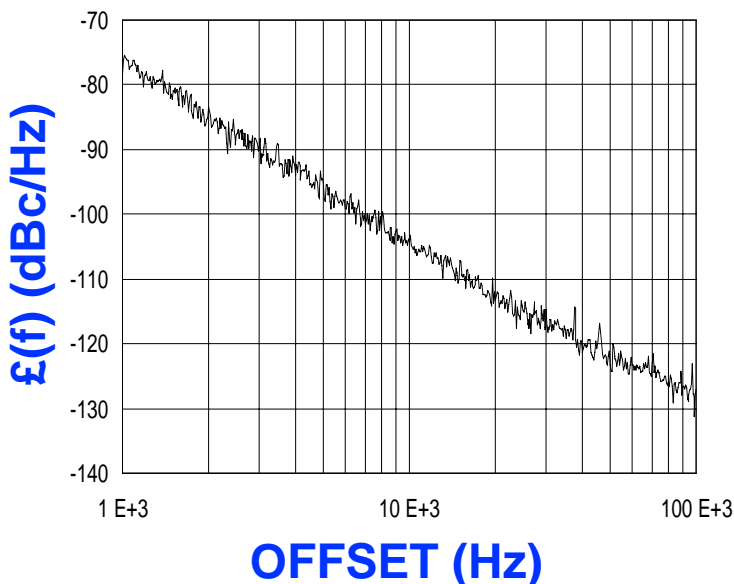




**PHASE NOISE (1 Hz BW, typical)**



**FEATURES**

- Frequency Range: 4220 - 4260 MHz
- Tuning Voltage: 0.5-4.5 Vdc
- MINI-16 - Style Package

**APPLICATIONS**

- Microwave Radios
- Satellite Communications
- Direct Broadcast

**PERFORMANCE SPECIFICATIONS**

	VALUE	UNITS
Oscillation Frequency Range	4220 - 4260	MHz
Phase Noise @ 10 kHz offset (1 Hz BW, typ.)	-106	dBc/Hz
Harmonic Suppression (2nd, typ.)	-12	dBc
Tuning Voltage	0.5-4.5	Vdc
Tuning Sensitivity (avg.)	15	MHz/V
Power Output	3.±2	dBm
Load Impedance	50	$\Omega$
Input Capacitance (max.)	50	pF
Pushing	<1	MHz/V
Pulling ( 14dB Return Loss, Any Phase)	<0.5	MHz
Operating Temperature Range	-30 to 70	°C
Package Style	MINI-16	

**POWER SUPPLY REQUIREMENTS**

Supply Voltage (Vcc, nom.)	4.75	Vdc
Supply Current (Icc, typ.)	18	mA

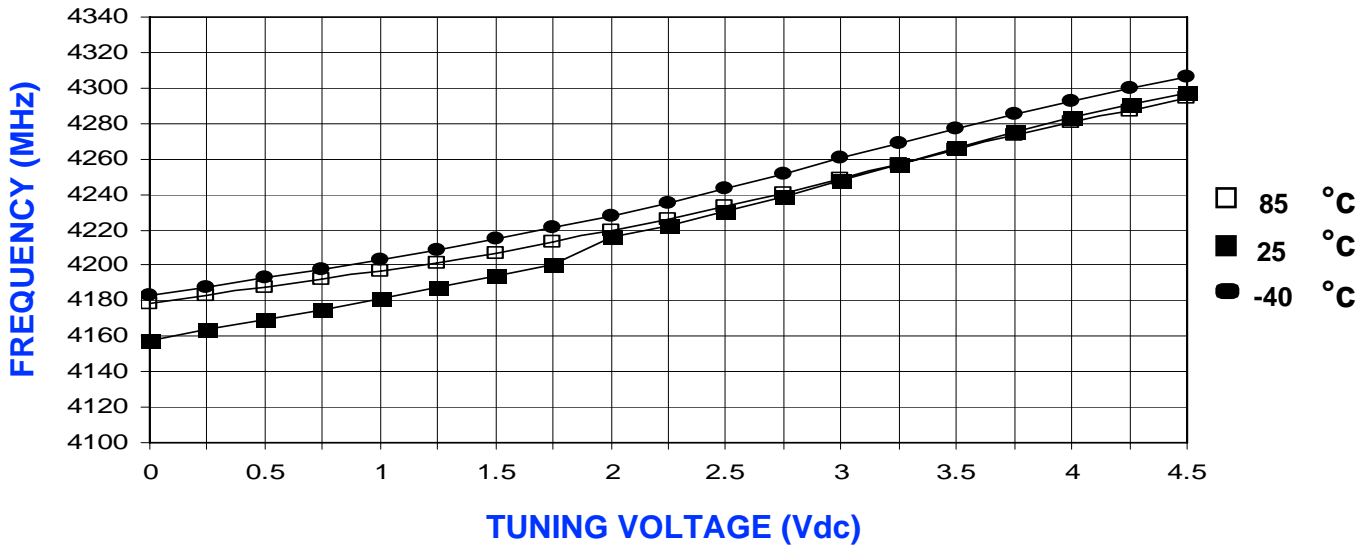
All specifications are typical unless otherwise noted and subject to change without notice.

**APPLICATION NOTES**

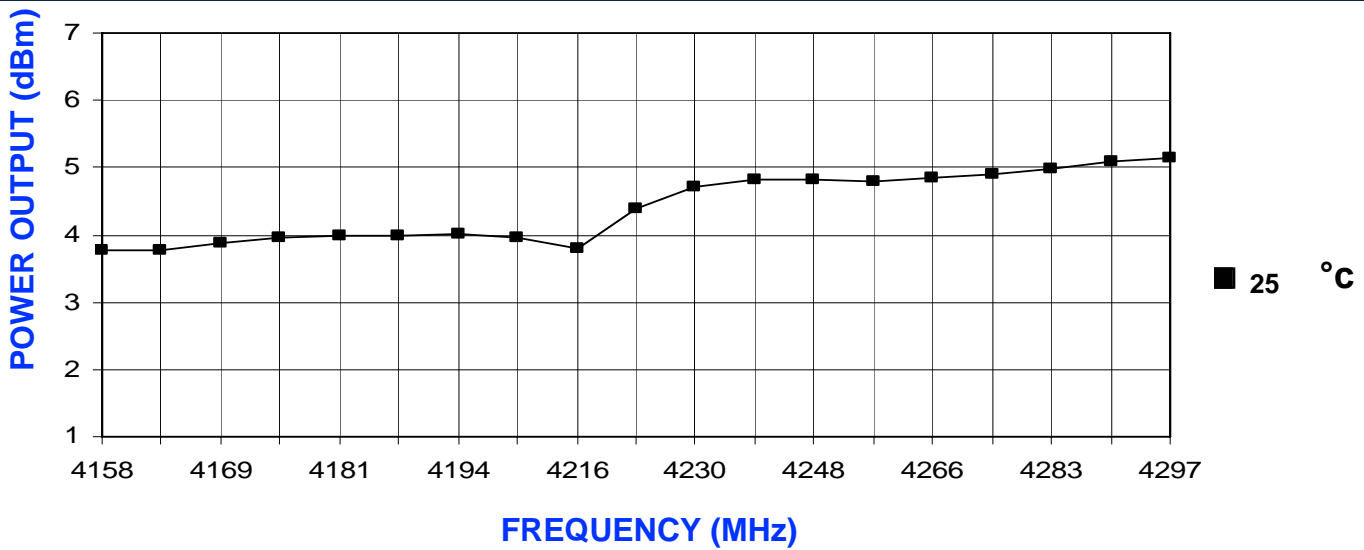
- AN-100/1 : Mounting and Grounding of VCOs
- AN-102 : Proper Output Loading of VCOs
- AN-107 : How to Solder Z-COMM VCOs

**NOTES:**

TUNING CURVE, typ.



POWER CURVE, typ.



PHYSICAL DIMENSIONS

