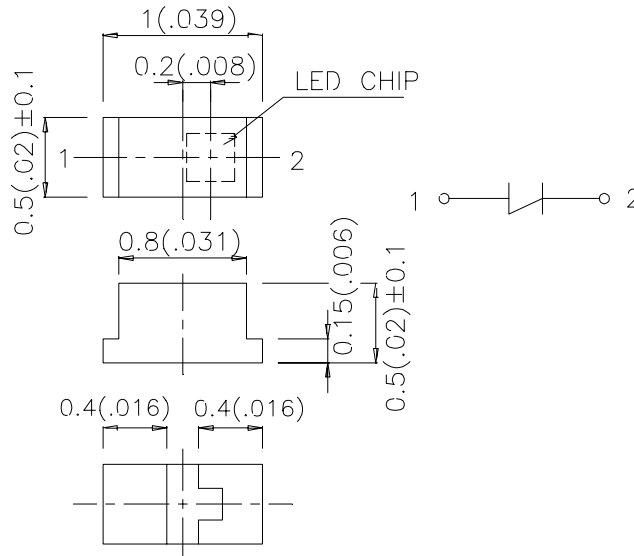


GHB-0402-YG

Features

- ▲ 1.0mmx0.5mm SMT LED, 0.5mm THICKNESS.
- ▲ LOW POWER CONSUMPTION.
- ▲ WIDE VIEWING ANGLE.
- ▲ IDEAL FOR BACKLIGHT AND INDICATOR.
- ▲ VARIOUS COLORS AND LENS TYPES AVAILABLE.
- ▲ PACKAGE : 2000PCS / REEL.

Package Dimensions



Description

The Mega Green source color devices are made with DH InGaAlP on GaAs substrate Light Emitting Diode.

1.0x0.5mm SMD CHIP LED LAMP

Notes:

1. All dimensions are in millimeters (inches).
2. Tolerance is 0.1(0.004") unless otherwise noted.
3. Specifications are subject to change without notice.

Selection Guide

Part No.	Dice	Lens Type	Iv (mcd) @ 20 mA		Viewing Angle
			Min.	Typ.	
GHB-0402-YG	MEGA GREEN (InGaAlP)	WATER CLEAR	18	45	120

Note:

- 1/2 is the angle from optical centerline where the luminous intensity is 1/2 the optical centerline value.

Electrical / Optical Characteristics at T_A=25 C

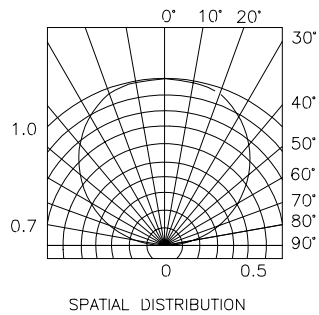
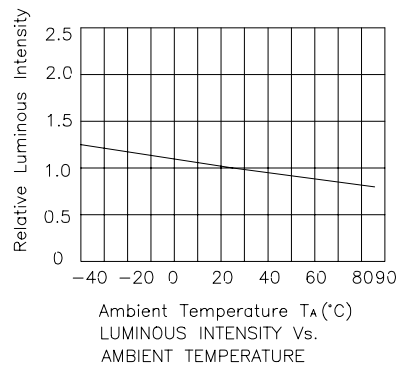
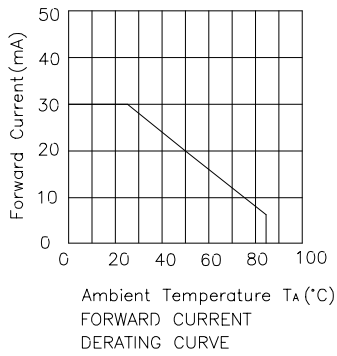
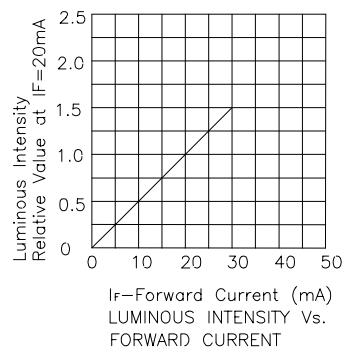
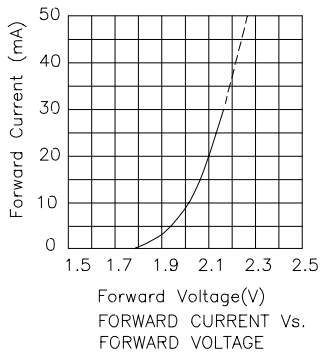
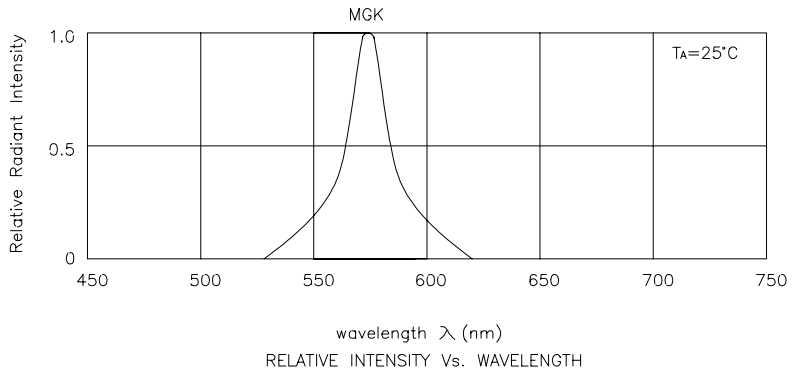
Symbol	Parameter	Device	Typ.	Max.	Units	Test Conditions
peak	Peak Wavelength	MEGA GREEN	574		nm	I _F =20mA
D	Dominant Wavelength	MEGA GREEN	570		nm	I _F =20mA
1/2	Spectral Line Half-width	MEGA GREEN	20		nm	I _F =20mA
C	Capacitance	MEGA GREEN	15		pF	V _F =0V;f=1MHz
V _F	Forward Voltage	MEGA GREEN	2.1	2.5	V	I _F =20mA
I _R	Reverse Current	MEGA GREEN		10	μA	V _R = 5V

Absolute Maximum Ratings at T_A=25 C

Parameter	Mega Green	Units
Power dissipation	105	mW
DC Forward Current	30	mA
Peak Forward Current [1]	150	mA
Reverse Voltage	5	V
Operating/Storage Temperature	-40 C To +85 C	

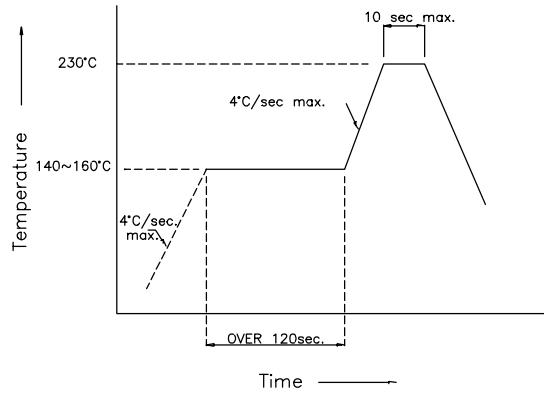
Note:

1. 1/10 Duty Cycle, 0.1ms Pulse Width.

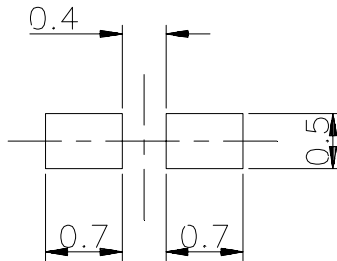


SMT Reflow Soldering Instructions

Number of reflow process shall be less than 2 times and cooling process to normal temperature is required between first and second soldering process.



Recommended Soldering Pattern (Units : mm)



Tape Specifications (Units : mm)

