



## Selection Guide

Part No.	Dice	Lens Type	Iv (mcd) @ 20 mA		Viewing Angle
			Min.	Typ.	
GHB-GW20-O	Super Bright Orange (InGaAlP)	WATER CLEAR	480	1300	20°

Note:

- 1/2 is the angle from optical centerline where the luminous intensity is 1/2 the optical centerline value.

## Electrical / Optical Characteristics at T<sub>A</sub>=25 C

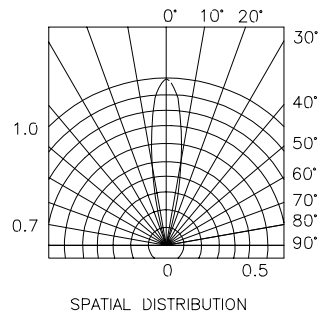
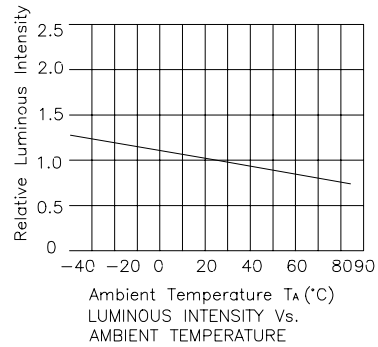
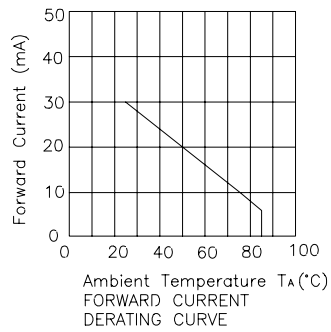
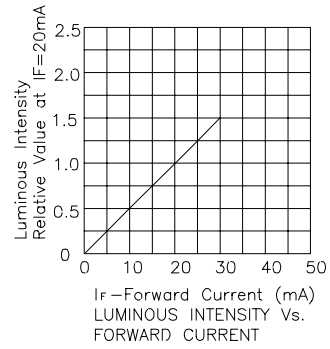
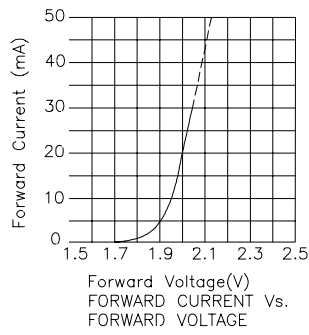
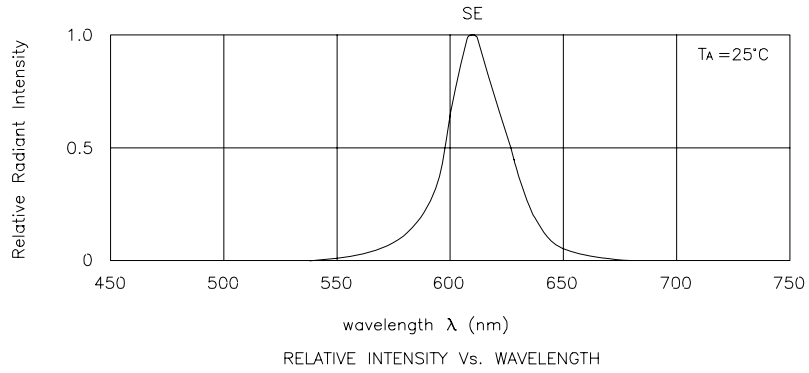
Symbol	Parameter	Device	Typ.	Max.	Units	Test Conditions
peak	Peak Wavelength	Super Bright Orange	610		nm	I <sub>F</sub> =20mA
D	Dominant Wavelength	Super Bright Orange	601		nm	I <sub>F</sub> =20mA
1/2	Spectral Line Half-width	Super Bright Orange	29		nm	I <sub>F</sub> =20mA
C	Capacitance	Super Bright Orange	30		pF	V <sub>F</sub> =0V,f=1MHz
V <sub>F</sub>	Forward Voltage	Super Bright Orange	2.0	2.5	V	I <sub>F</sub> =20mA
I <sub>R</sub>	Reverse Current	Super Bright Orange		10	uA	V <sub>R</sub> = 5V

## Absolute Maximum Ratings at T<sub>A</sub>=25 C

Parameter	Super Bright Orange	Units
Power dissipation	75	mW
DC Forward Current	30	mW
Peak Forward Current [1]	195	mA
Reverse Voltage	5	V
Operating/Storage Temperature	-40 C To +85 C	

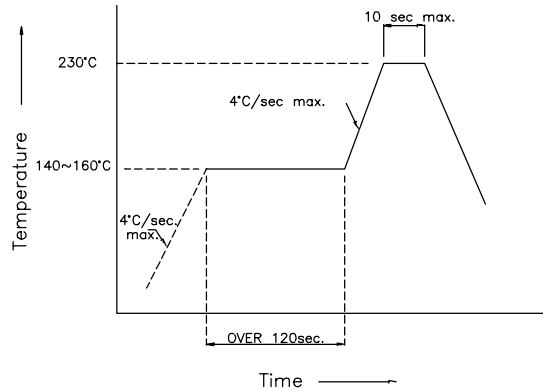
Note:

1. 1/10 Duty Cycle, 0.1ms Pulse Width.

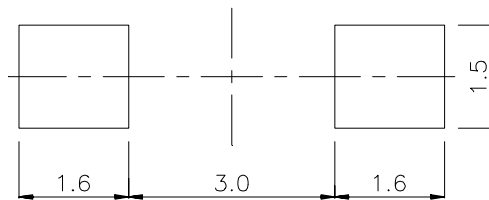


### SMT Reflow Soldering Instructions

Number of reflow process shall be less than 2 times and cooling process to normal temperature is required between first and second soldering process.



### Recommended Soldering Pattern (Units : mm)



### Tape Specifications (Units : mm)

