



Micro Commercial Components  
 21201 Itasca Street Chatsworth  
 CA 91311  
 Phone: (818) 701-4933  
 Fax: (818) 701-4939

# MB354CA

## Features

- Mounting Hole For #8 Screw
- High Conductivity Metal Case
- Any Mounting Position
- Surge Rating Of 400 Amps

## 35 Amp Single Phase Bridge Rectifier 400 Volts

## Maximum Ratings

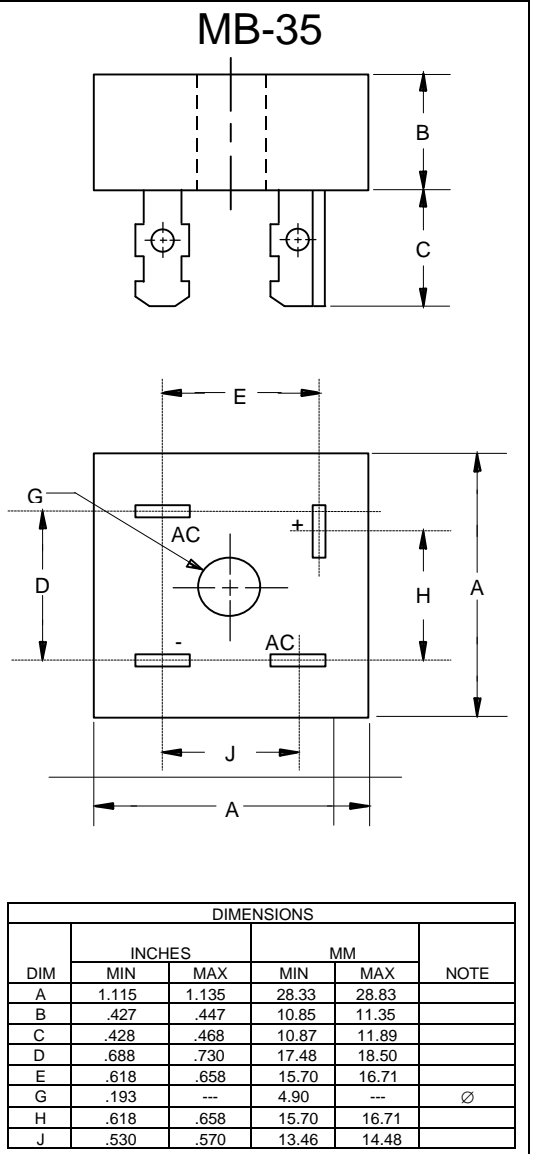
- Operating Temperature: -55°C to +175°C
- Storage Temperature: -55°C to +175°C

MCC Catalog Number	Device Marking	Maximum Reccurent Peak Reverse Voltage	Maximum Avalanche Blockdown Voltage	Maximum Avalanche Blockdown Voltage
		$V_{RRM}(V)$	$V_{BR}(V)$	$V_{BR}(V)$
MB354CA	MB354CA	400V	450V	900V

## Electrical Characteristics @ 25°C Unless Otherwise Specified

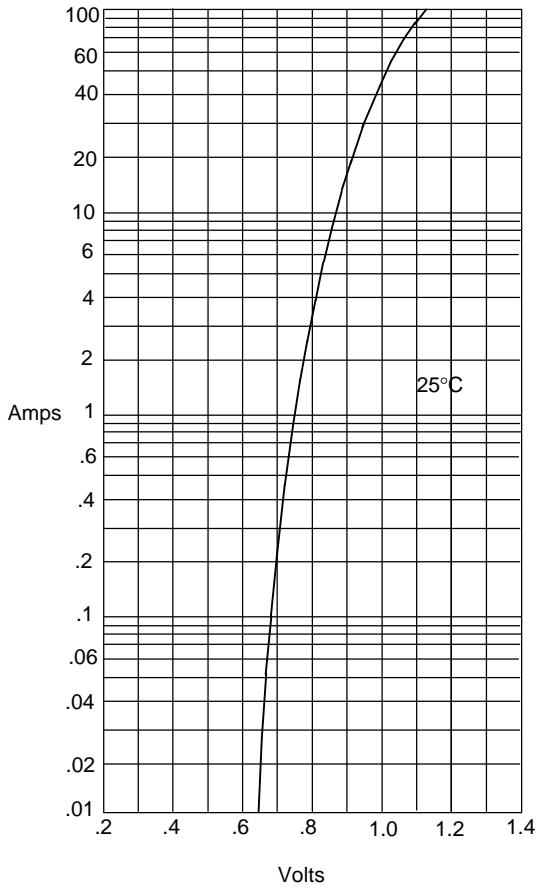
Average Forward Current	$I_{F(AV)}$	35.0A	$T_C = 55^\circ C$
Peak Forward Surge Current	$I_{FSM}$	400A	8.3ms, half sine
Maximum Forward Voltage Drop Per Element	$V_F$	1.2V	$I_{FM} = 17.5A$ per element; $T_J = 25^\circ C$
Maximum DC Reverse Current At Rated DC Blocking Voltage	$I_R$	10μA 1.0mA	$T_J = 25^\circ C$ $T_J = 100^\circ C$

\*Pulse test: Pulse width 300 μsec, Duty cycle 1%



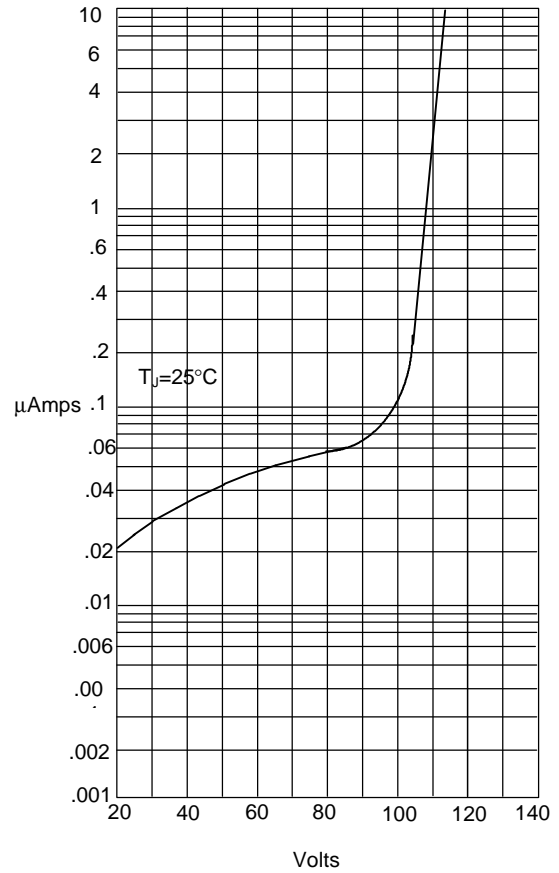
# MB354CA

Figure 1  
Typical Forward Characteristics



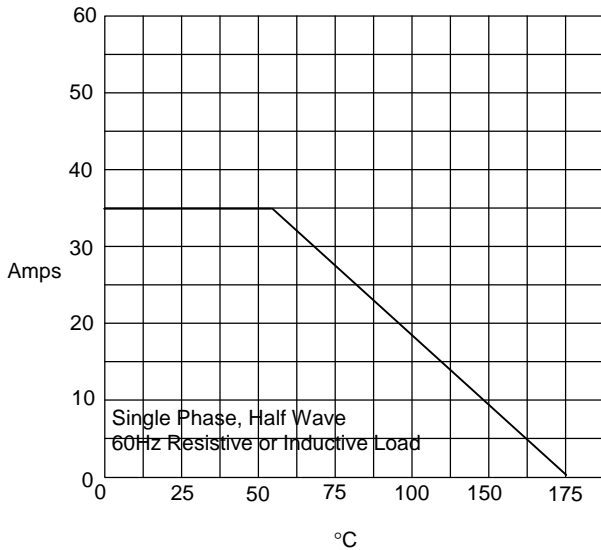
Instantaneous Forward Current - Amperes versus  
Instantaneous Forward Voltage - Volts

Figure 2  
Typical Reverse Characteristics



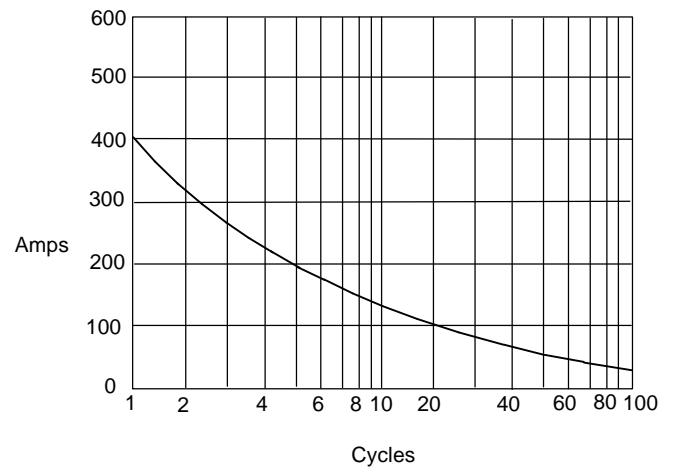
Instantaneous Reverse Leakage Current - MicroAmperes versus  
Percent Of Rated Peak Reverse Voltage - Volts

Figure 3  
Forward Derating Curve



Average Forward Rectified Current - Amperes versus  
Case Temperature - °C

Figure 4  
Peak Forward Surge Current



Peak Forward Surge Current - Amperes versus  
Number Of Cycles At 60Hz - Cycles