


Type: EFD20

Product Description

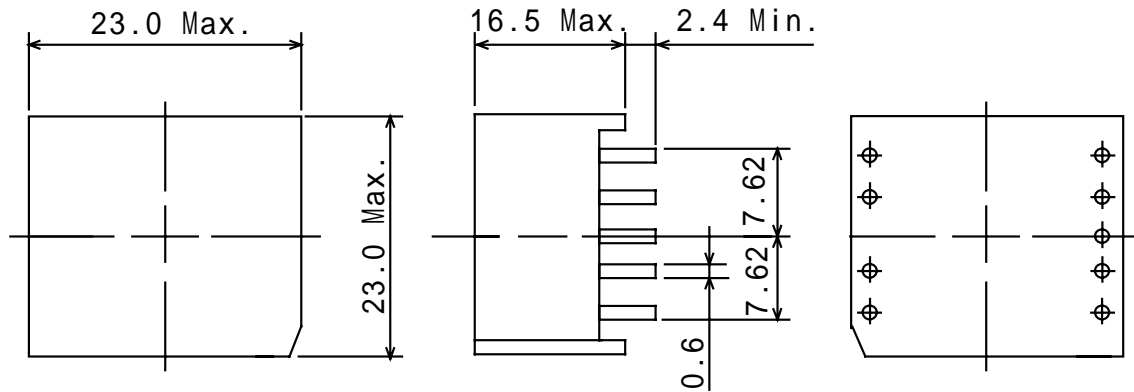
- 23.0 × 23.0mm Max.(L × W), 16.5mm Max. Height.
- In addition to the typical versions of parameters shown here, custom designs are available to meet your exact requirements



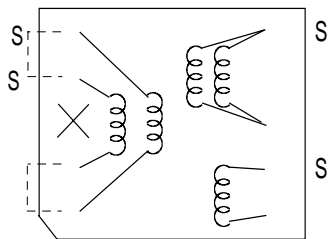
Feature

- Max. Operating frequency 300kHz. Max Operating Power 19.0W(300kHz),
- Ideally used in Switching power supply etc.
- RoHS Compliance

Dimensions (mm)



Schematics (Bottom)



“ S ” is winding start

Specification

Sample No.	Inductance (6-8) 1kHz/1V	D.C.R. (6-8)	Hi-pot (6,8,9,10-1,2,4,5)(50/60Hz)
3395-T069	160μH ± 10%	570mΩ Max.	AC 1500Vrms/1min.