




POT

75, 100 and 120 Ampere Three Phase Bridges
Provides 0.23 °C/W Junction-to-Case, Thermal Resistance



 This mark indicates recognition under the component program of Underwriters Laboratories, inc.

PRV/LEG	100	200	400	600	800	1000	1200	1400
TYPE NUMBER	POT120-01	POT120-02	POT120-04	POT120-06	POT120-08	POT120-10	POT120-12	POT120-14
TYPE NUMBER	POT100-01	POT100-02	POT100-04	POT100-06	POT100-08	POT100-10	POT100-12	POT100-14
TYPE NUMBER	POT75-01	POT75-02	POT75-04	POT75-06	POT75-08	POT75-10	POT75-12	POT75-14

ELECTRICAL CHARACTERISTICS

Series Type Number	POT 75	POT 100	POT 120	UNIT
Max. Repetitive Peak Reverse Voltage	100 to 1400			Volts
Max. DC Output Current. T _c =100 °C	75	100	120	Adc
Max. DC Reverse Current @ PRV and 125 °C, I _R	5	5	5	mA.
Max. Peak Non-Rep.Surge Current,(8.3ms)	1000	1000	1000	Apk
Max. I ² t for Fusing (t < 8.3ms)	4000	4000	4000	A ² SEC.
Max. Instantaneous Forward Voltage @ I _F =100Apk Pulse Width=300µs. Duty cycle<2.0%	1.3	1.3	1.3	Vpk
Max. Isolation Voltage	2000	2000	2000	V _{RMS}
Thermal Resistance R _{θjc} Junction To Case	0.23typ.	0.23 typ.	0.23 typ.	°C/W
Operating Temperature Range	-55 to+150 °C			

EDI reserves the right to change these specifications at any time without notice

Figure 1
CURRENT DERATING

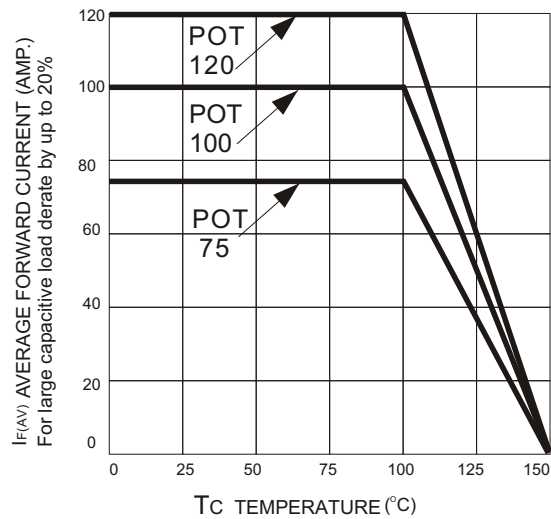
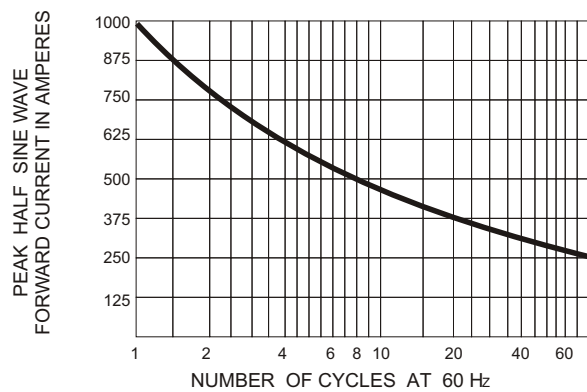
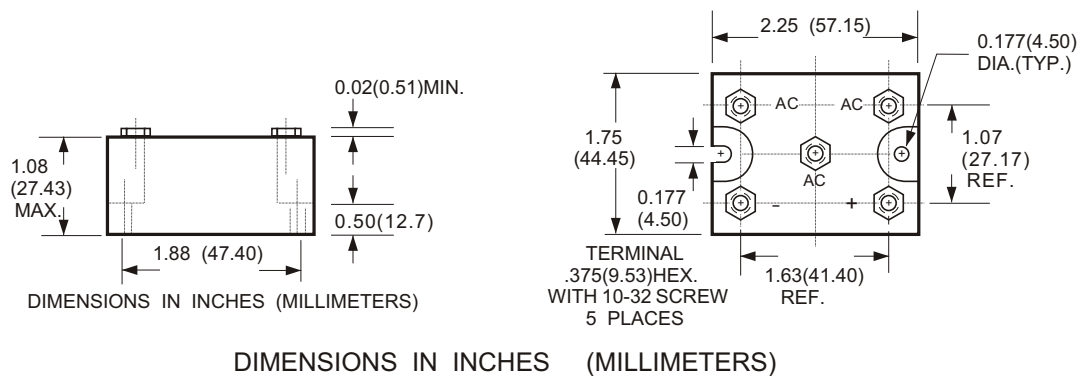


Figure 2
NON-REPETITIVE SURGE CURRENT



POT SERIES MECHANICAL OUTLINE



NOTE: A thin film of silicone thermal compound is recommended between the Bridge case and mounting surface for improved thermal conduction.