


DB ELECTRO^{CO., LTD.}

Présente / Presents:

NINGBO HUAGUAN ELECTRONICS CO., LTD.





29.6×18×20

4117-2



Patent No.: 95319882.0

Features

- Twin structure of 4117 type.
- Small size, light weight.
- Low coil power consumption.
- PC board mounting.

Ordering Information

4117-2 **2C** **S** **12VDC**
 1 2 3 4

1 Part number: 4117-2

2 Contact arrangement: 2A:2A; 2C:2C;
2U:2U; 2W:2W

3 Enclosure: S: Sealed type; Z: Dust cover

4 Coil rated voltage(V): DC:3,5,6,9,12,18,24

Contact Data

Contact Arrangement	2A (DPSTNO) 2C (DPDT(B-M)) 2U (DPSTNODM) 2W (DPDTNC-NO)
Contact Material	AgNi AgSnO ₂ AgCdO
Contact Rating (resistive)	2A,2C: 10A/120VAC,28VDC ; 2U,2W: 2×10A/120VAC, 28VDC
Max. Switching Power	280W 1200VA
Max. Switching Voltage	75VDC 380VAC Max. Switching Current:10A
Contact Resistance or Voltage drop	<50mΩ Item 3.12 of IEC255-7
Operation life	Electrical 10 ⁵ Item 3.30 of IEC255-7
	Mechanical 10 ⁷ Item 3.31 of IEC255-7

Coil Parameter

Dash numbers	Coil voltage VDC		Coil resistance Ω ±10%	Pickup voltage VDC(max) (75%of rated voltage)	Release voltage VDC(min) (10% of rated voltage)	Coil power consumption W	Operate Time ms	Release Time ms
	Rated	Max.						
003-1000	3	3.9	9×2	2.25	0.3	2×1.0	<10	<5
005-1000	5	6.5	25×2	3.75	0.5			
006-1000	6	7.8	36×2	4.50	0.6			
009-1000	9	11.7	85×2	6.75	0.9			
012-1000	12	15.6	145×2	9.00	1.2			
018-1000	18	23.4	324×2	13.5	1.8			
024-1000	24	31.2	576×2	18.0	2.4			

CAUTION: 1.The use of any coil voltage less than the rated coil voltage will compromise the operation of the relay.
2.Pickup and release voltage are for test purposes only and are not to be used as design criteria.

Operation condition

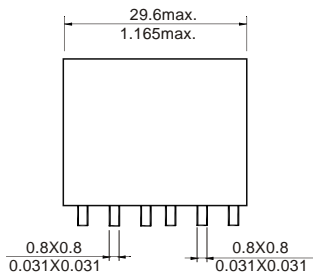
Insulation Resistance	100MΩ min (at 500VDC)	Item 7 of IEC255-5
Dielectric Strength Between contacts Between contact and coil	50Hz 750V 50Hz 1500V	Item 6 of IEC255-5 Item 6 of IEC255-5
Shock resistance	100m/s ² 11ms	IEC68-2-27 Test Ea
Vibration resistance	10~40Hz double amplitude 1.27mm	IEC68-2-6 Test Fc
Terminals strength	10N	IEC68-2-21 Test Ua1
Solderability	235°C ± 2°C 3 ± 0.5s	IEC68-2-20 Test Ta method 1
Ambient Temperature	-40~105°C	
Relative Humidity	85% (at 40°C)	IEC68-2-3Test Ca
Mass	20g	

Qualification inspection:

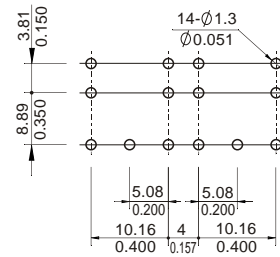
Perform the qualification test as specified in the table IV of IEC255-19-1 and minimum sample size 24.

Dimensions

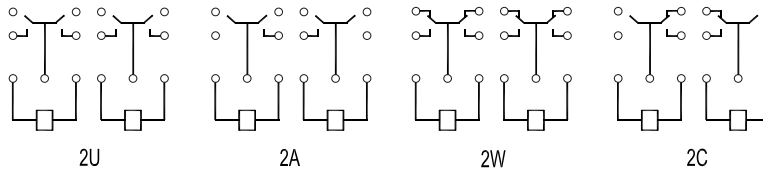
mm /inch



Dimensions



Mounting (Bottom view)



Wiring diagram(Bottom view)

- NOTES 1).Dimensions are in millimeters.
2).Inch equivalents are given for general information only.

Reference Data

