




PK

MINIBRIDGE®  
 10 AMPERES  
 SINGLE-PHASE FULL-WAVE BRIDGES  
 HEAT SINK AND CHASSIS MOUNTING



PK SERIES

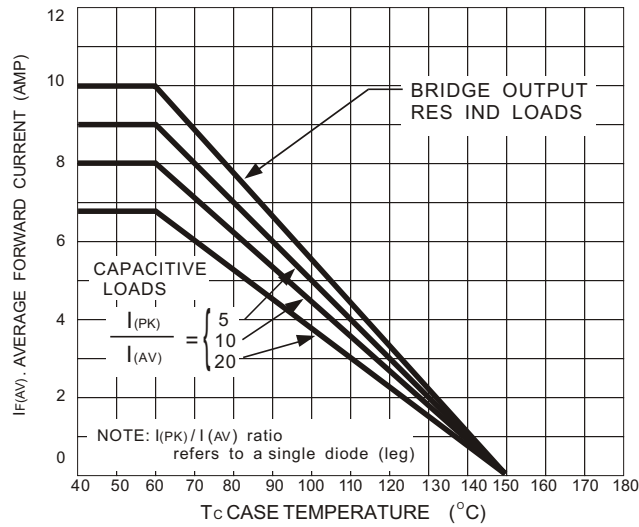
PRV/Leg	50V	100V	200V	400V	600V	800V	1000V
Type No.	PK05	PK 10	PK 20	PK 40	PK 60	PK 80	PK 100

ELECTRICAL CHARACTERISTICS PER LEG  
 (at T<sub>A</sub> =25 °C Unless Oterwise Specified)

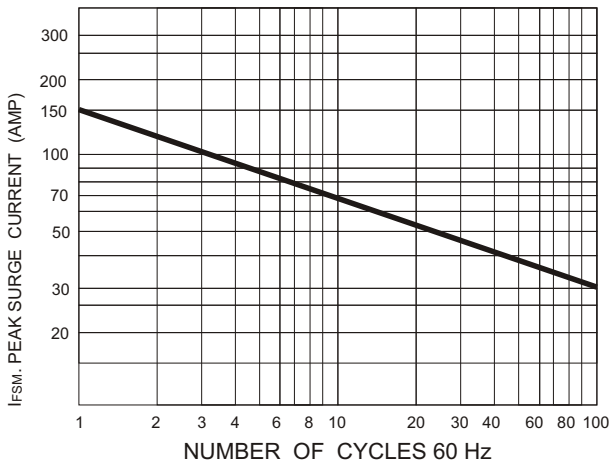
Max. Forward Voltage Drop, V <sub>F</sub> =1.0 V @ I <sub>F</sub> =	2.0	Amps
Max. DC Reverse Current @ PRV and 25°C, I <sub>R</sub>	3	μA
Max. DC Reverse Current @ PRV and 100°C, I <sub>R</sub>	75	μA
Max. Peak Surge Current, I <sub>FSM</sub> (8.3ms)	150	Amp
Storage Temperature Range, T <sub>STG</sub>	-55 to +150	°C
Thermal Resistance (Total Bridge), Rθ <sub>j-c</sub>	5.1 typ.	°C/W

EDI reserves the right to change these specifications at any time without notice.

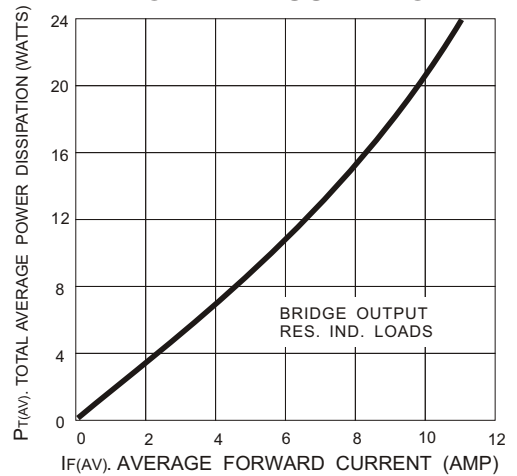
**Figure 1  
PK SERIES CURRENT DERATING**



**Figure 2  
NON-REPETITIVE SURGE CURRENT**

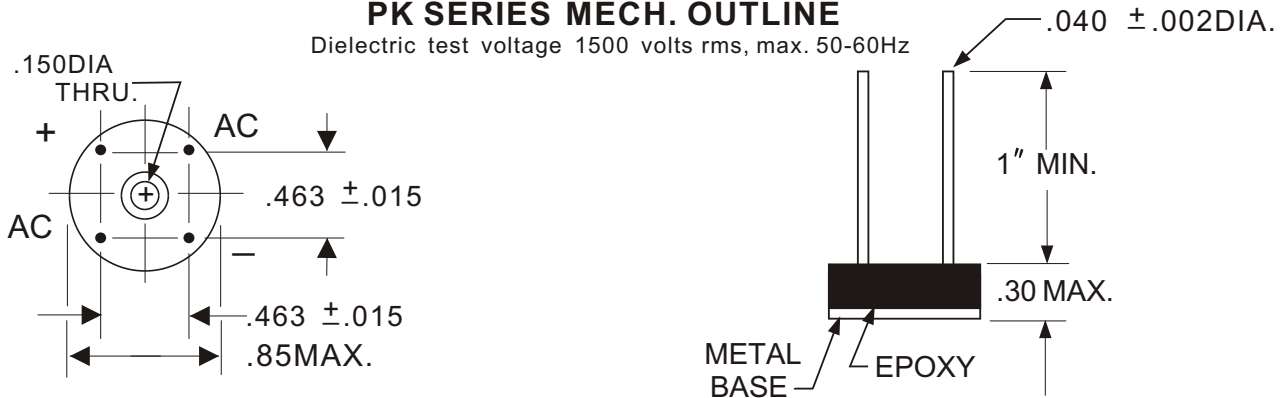


**Figure 3  
POWER DISSIPATION**



**PK SERIES MECH. OUTLINE**

Dielectric test voltage 1500 volts rms, max. 50-60Hz



- NOTE: 1. A thin film of silicone thermal compound is recommended between the Minibridge® case and mounting surface for improved thermal conduction.  
2. Fast-on terminals available. See PKF Series.

**ELECTRONIC DEVICES, INC.** DESIGNERS AND MANUFACTURERS OF SOLID STATE DEVICES SINCE 1951.

21 GRAY OAKS AVENUE \* YONKERS, NEW YORK 10710 914-965-4400 \* FAX 914-965-5531 \* 1-800-678-0828

e-mail:sales@ediodes.com \* website: http://www.ediodes.com