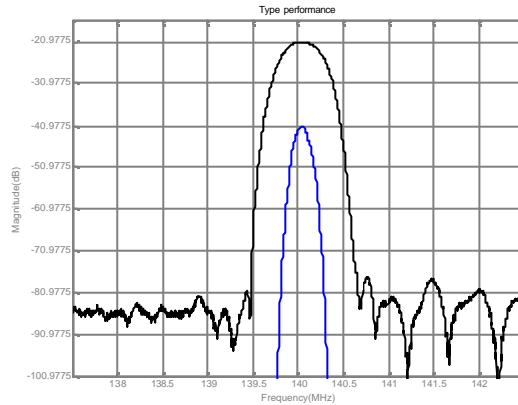




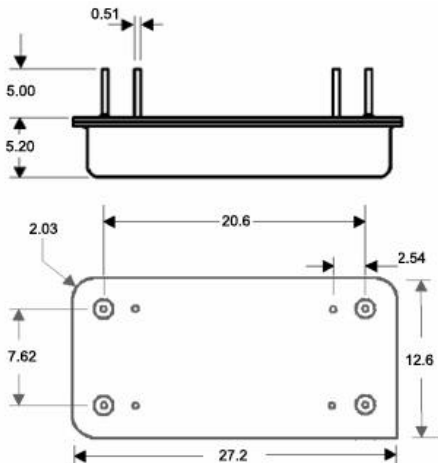
LBS14037 SAW Filter Electrical Characteristic

<i>Specifications</i>				
Parameter	Unit	Minimum	Typical	Maximum
Center Frequency	MHz	139.95	140	140.05
Insertion Loss	dB	-	21.5	25
1 dB Bandwidth	MHz	0.25	0.27	-
3 dB Bandwidth	MHz	0.40	0.43	-
13 dB Bandwidth	MHz	-	0.74	0.8
55 dB Bandwidth	MHz	-	1.16	1.2
Passband Variation	dB	-	0.1	1.0
Absolute Delay	usec	-	3.59	4.0
Ultimate Rejection ($f_0 \pm 0.6\text{MHz}$)	dB	50	55	-
Substrate Material		Quartz		
Ambient Temperature	°C	25		
Package Size		DIP2712 (27.2x12.7x5.2mm ³)		

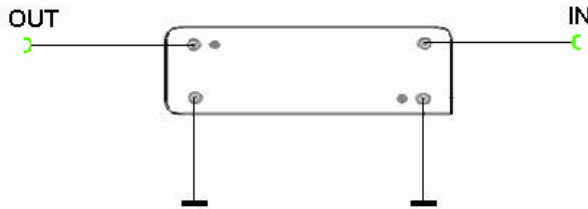
Typical Performance



Package Outline



Matching Configuration



Source/Load Impedance = 50 ohm