

## Schottky barrier diode

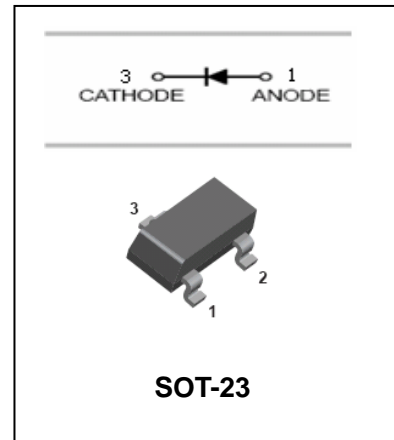
## RB491D

### FEATURES

- Small surface mounting type.
- Low reverse current and low forward voltage.
- High reliability.



Lead-free



**SOT-23**

### APPLICATIONS

- Schottky barrier diode.

### ORDERING INFORMATION

Type No.	Marking	Package Code
RB491D	D2E	SOT-23

### MAXIMUM RATING @ Ta=25°C unless otherwise specified

Characteristic	Symbol	Limits	Unit
Peak reverse voltage	$V_{RM}$	25	V
DC Reverse Voltage	$V_R$	20	V
Mean rectifying Current	$I_F$	1	A
Peak forward Surge current	$I_{FSM}$	3	A
Operating Junction Temperature Range	$T_j$	125	°C
Storage Temperature Range	$T_{STG}$	-40 to +125	°C

### ELECTRICAL CHARACTERISTICS @ Ta=25°C unless otherwise specified

Characteristic	Symbol	Min	MAX	UNIT	Test Condition
Forward Voltage	$V_F$	-	0.45	V	$I_F=1A$
Reverse Leakage Current	$I_R$	-	200	$\mu A$	$V_R=20V$

### TYPICAL CHARACTERISTICS @ Ta=25°C unless otherwise specified

## Schottky barrier diode

## RB491D

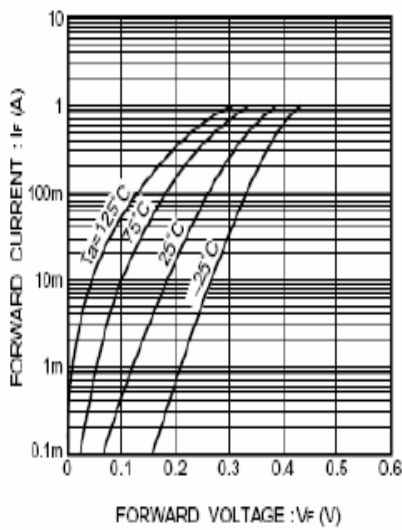


Fig.1 Forward characteristics

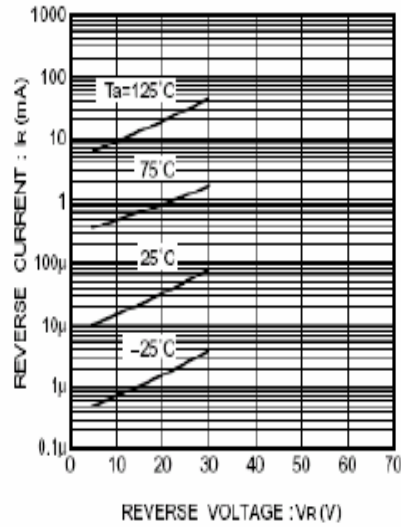


Fig.2 Reverse characteristics

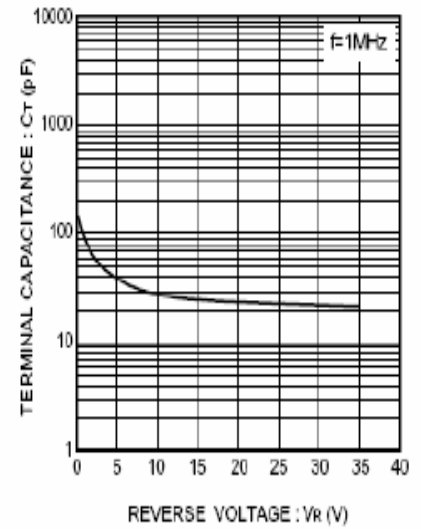


Fig.3 Capacitance between terminals characteristics

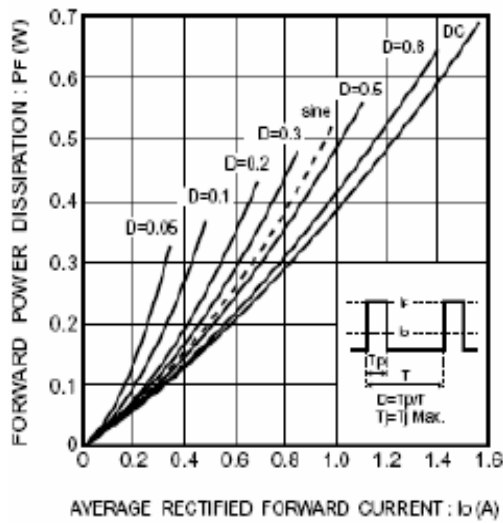


Fig.4 Forward power dissipation characteristics

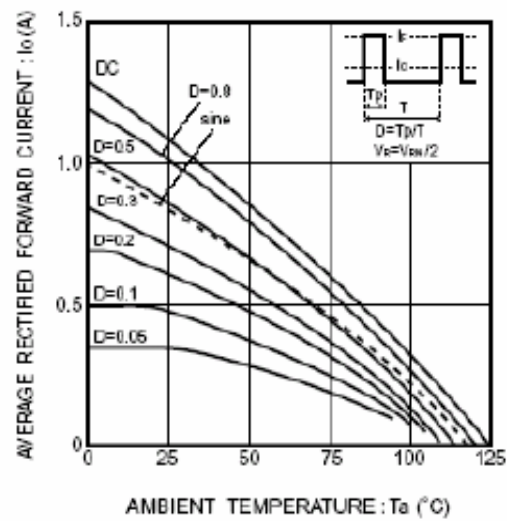


Fig.5 Derating curve ( $I_o - T_a$ )

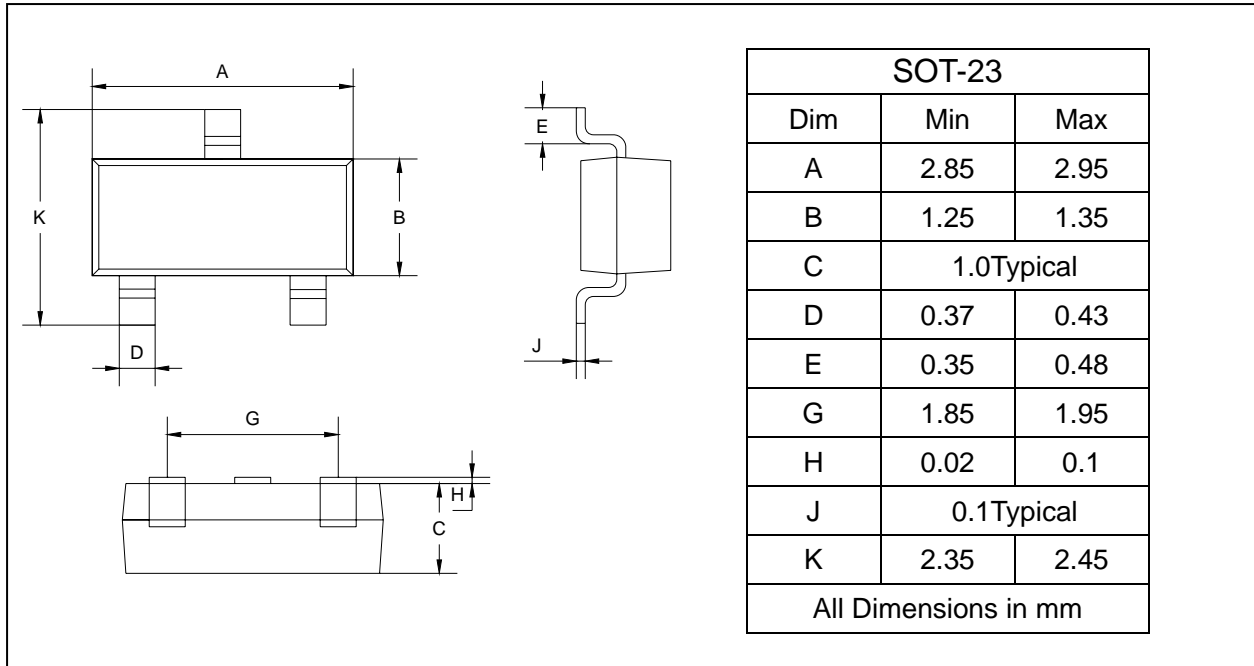
## Schottky barrier diode

## RB491D

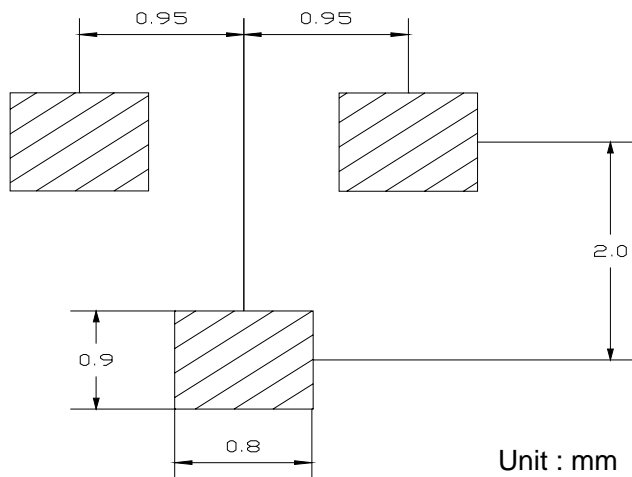
### PACKAGE OUTLINE

Plastic surface mounted package

SOT-23



### SOLDERING FOOTPRINT



### PACKAGE INFORMATION

Device	Package	Shipping
BAT720	SOT-23	3000/Tape&Reel