

CVXO-016T Model
5X7 mm SMD, **5V, HCMOS/TTL**



Voltage Controlled Crystal Oscillator



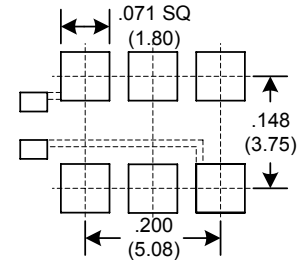
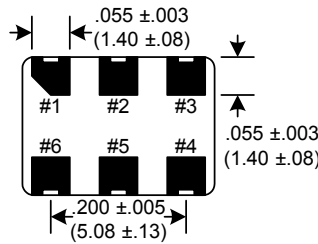
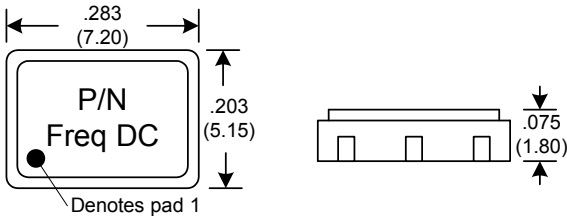
Designed to meet today's requirements for 5V Voltage Controlled Crystal Oscillator SMD Applications. The CVXO-016T provides a disable function for ICT (in-circuit-testing). Available on 16mm tape and reel in quantities of 1K.

Frequency Range: 1MHz to 52MHz
Frequency Stability: ±25ppm to ±100ppm
Temperature Range:
 Operating: 0°C to 70°C
 (Option X) -40°C to 85°C
Storage: -55°C to 125°C
Input Voltage: 5V ±0.5V
Control Voltage: 2.5V ±2.0V
Settability At Nominal: 2.5V ±0.5V
Control Range: ±100ppm Min
Input Current: 40mA Max
Output: HCMOS/TTL
 Load: 15pF / 10 TTL
 Symmetry: 40/60% Max @ 50% Vdd
 Rise/Fall Time: 5ns Max @ 20% to 80% Vdd
 Logic: "0" = 10% Vdd Max
 "1" = 90% Vdd Min
 Linearity: ±10% Max

Aging: <3ppm 1st/yr, <1ppm every year thereafter

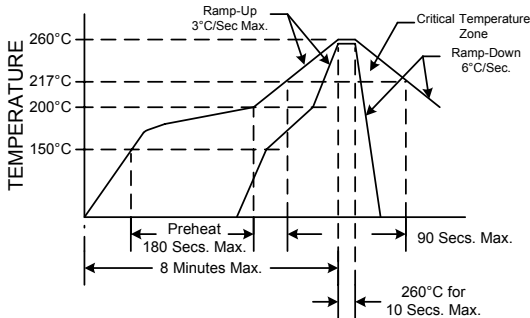
Dimensions inches (mm)

All dimensions are Max unless otherwise specified.



0.01uF Bypass Capacitor Recommended

RECOMMENDED REFLOW SOLDERING PROFILE



NOTE: Reflow Profile with 240°C peak also acceptable.

PIN	Connection
1	Cont. Volt.
2	Tri-State
3	GND
4	O/P
5	N/C
6	Vdd

Crystek Part Number Guide

CVXO-016T X - 25 - 49.152

#1 Crystek VCXO
 #2 Model
 #3 Temp. Range: Blank= 0/70°C, X= -40/85°C
 #4 Stability: (see Table 1)
 #5 Frequency in MHz: 3 or 6 decimal places

Stability Indicator	
Blank (std)	± 100ppm
25	± 25ppm
50	± 50ppm

Table 1

Example:

CVXO-016TX-25-25.000 = 5.0V Tristate, -40/85°C, 40/60, 25ppm, 25.000 MHz
 CVXO-016T-50-19.660800 = 5.0V Tristate, 0/70°C, 40/60, 50ppm, 19.660800 MHz

Tri-State Function

Tri-State pin	Output pin
Open	Active
"1" level 2.7V Min	Active
"0" level 0.3V Max	High Z

*Settability is the Control Voltage at which the Output Frequency is equal to the nominal Frequency.

Specifications subject to change without notice.

TD-021003 Rev. D

