

**SMD INDUCTOR DR354-2 SERIES****Features**

- SMD Chip Inductor, Low Profile
- Suitable for High Frequency Application
- Inductance Range from 2.2nH to 820nH
- Operating Temp. -40°C to +125°C
- Tinned Leads with Leaded Solder is Available (note 4)

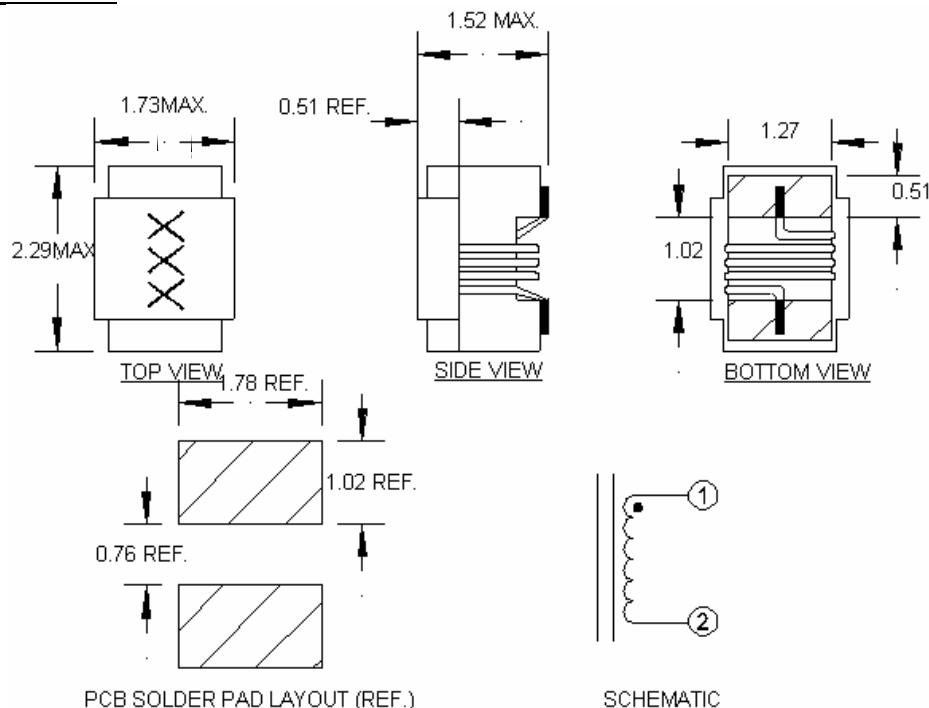
**ELECTRICAL SPECIFICATIONS AT 25°C**

PART NO.	PERCENT TOLERANCE, T	INDUCTANCE (nH)		DCR (Ω) MAX.	MAX. RATED CURRENT (A)
DR354-2-222-T	20, 10	2.2	@250MHz	0.08	0.600
DR354-2-332-T	20, 10	3.3	@250MHz	0.08	0.600
DR354-2-682-T	20, 10, 5	6.8	@250MHz	0.11	0.600
DR354-2-872-T	20, 10	8.2	@250MHz	0.12	0.600
DR354-2-103-T	20, 10, 5	10	@250MHz	0.14	0.600
DR354-2-123-T	10, 5, 2	12	@250MHz	0.15	0.600
DR354-2-153-T	20, 10, 5	15	@250MHz	0.17	0.600
DR354-2-183-T	10, 5, 2	18	@250MHz	0.20	0.600
DR354-2-223-T	10, 5, 2	22	@250MHz	0.22	0.500
DR354-2-273-T	10, 5, 2	27	@250MHz	0.25	0.500
DR354-2-333-T	10, 5, 2	33	@250MHz	0.27	0.500
DR354-2-393-T	10, 5, 2	39	@250MHz	0.29	0.500
DR354-2-473-T	10, 5, 2	47	@200MHz	0.31	0.500
DR354-2-563-T	10, 5, 2	56	@200MHz	0.34	0.500
DR354-2-683-T	10, 5, 2	68	@200MHz	0.38	0.500
DR354-2-823-T	10, 5, 2	82	@150MHz	0.42	0.400
DR354-2-104-T	10, 5, 2	100	@150MHz	0.46	0.400
DR354-2-124-T	10, 5, 2	120	@150MHz	0.51	0.400
DR354-2-154-T	10, 5, 2	150	@100MHz	0.56	0.400
DR354-2-184-T	20, 10, 5	180	@100MHz	0.64	0.400
DR354-2-224-T	20, 10, 5	220	@100MHz	0.70	0.400
DR354-2-274-T	20, 10, 5	270	@100MHz	1.10	0.350
DR354-2-334-T	20, 10, 5	330	@100MHz	1.40	0.310
DR354-2-394-T	20, 10, 5	390	@100MHz	1.50	0.290
DR354-2-474-T	20, 10, 5	470	@50MHz	1.76	0.250
DR354-2-564-T	20, 10, 5	560	@50MHz	1.90	0.230
DR354-2-684-T	20, 10, 5	680	@50MHz	2.20	0.190
DR354-2-824-T	20, 10, 5	820	@50MHz	2.35	0.180

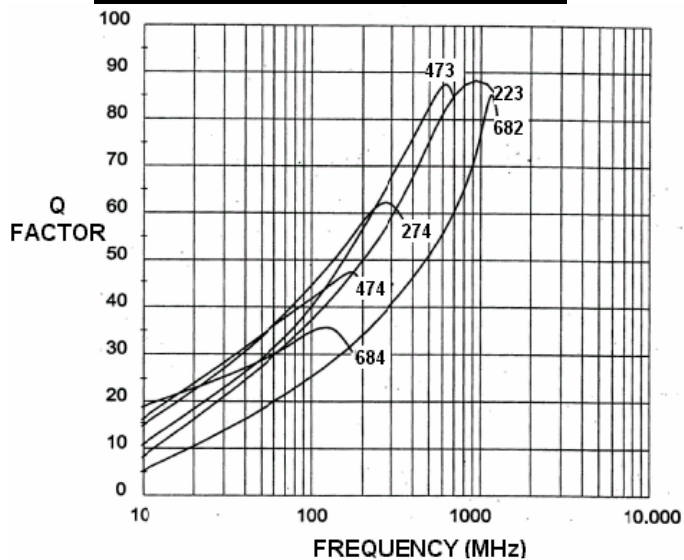
INDUCTANCE TOLERANCE: WHEN ORDERING, PLEASE SPECIFY THE TOLERANCE.

-T (M=±20%, K=±10%, J=±5%, G=±2%)

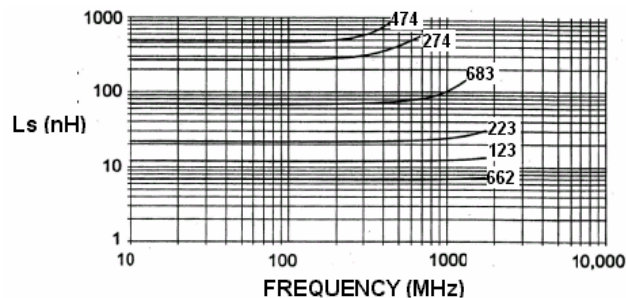
**MECHANICAL OUTLINES**



**Q VS FREQUENCY RESPONSE**



**Ls VS FREQUENCY RESPONSE**



**Notes:**

1. All dimensions are shown in millimeter "mm"
2. General tolerance  $\pm 0.1$ mm, unless other specified
3. Tape and reel quantity, 3000 pcs/reel
4. For non-RoHS parts replace DR prefix with 42- (e.g. DR354-2 becomes 42-354-2)
5. Terminal finish is compliant to RoHS requirements. Solder in accordance with J-STD-020C