

Single N-channel MOSFET

ELM34402AA-N

General description

ELM34402AA-N uses advanced trench technology to provide excellent $R_{ds(on)}$, low gate charge and low gate resistance.

Features

- $V_{ds}=30V$
- $I_d=8A$
- $R_{ds(on)} < 20m\Omega$ ($V_{gs}=10V$)
- $R_{ds(on)} < 32m\Omega$ ($V_{gs}=4.5V$)

Maximum absolute ratings

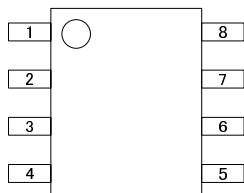
Parameter	Symbol	Limit	Unit	Note
Drain-source voltage	V_{ds}	30	V	
Gate-source voltage	V_{gs}	± 20	V	
Continuous drain current	I_d	8	A	
		6		
Pulsed drain current	I_{dm}	32	A	3
Power dissipation	P_d	2.5	W	
		1.6		
Junction and storage temperature range	T_j, T_{stg}	-55 to 150	$^{\circ}C$	

Thermal characteristics

Parameter		Symbol	Typ.	Max.	Unit	Note
Maximum junction-to-ambient	Steady-state	$R\theta_{ja}$		50	$^{\circ}C/W$	

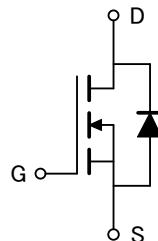
Pin configuration

SOP-8 (TOP VIEW)



Pin No.	Pin name
1	SOURCE
2	SOURCE
3	SOURCE
4	GATE
5	DRAIN
6	DRAIN
7	DRAIN
8	DRAIN

Circuit



Single N-channel MOSFET

ELM34402AA-N

Electrical characteristics

T_a=25°C

Parameter	Symbol	Condition	Min.	Typ.	Max.	Unit	Note
STATIC PARAMETERS							
Drain-source breakdown voltage	BV _{dss}	I _d =250 μA, V _{gs} =0V	30			V	
Zero gate voltage drain current	I _{dss}	V _{ds} =24V, V _{gs} =0V			1	μA	
		V _{ds} =20V, V _{gs} =0V, T _j =55°C			10		
Gate-body leakage current	I _{gss}	V _{ds} =0V, V _{gs} =±20V			±100	nA	
Gate threshold voltage	V _{gs(th)}	V _{ds} =V _{gs} , I _d =250 μA	1.0	1.5	2.5	V	
On state drain current	I _{d(on)}	V _{gs} =10V, V _{ds} =5V	8			A	1
Static drain-source on-resistance	R _{ds(on)}	V _{gs} =10V, I _d =8A		17	20	mΩ	1
		V _{gs} =4.5V, I _d =6A		26	32	mΩ	
Forward transconductance	G _{fs}	V _{ds} =15V, I _d =8A		16		S	1
Diode forward voltage	V _{sd}	I _f =1A, V _{gs} =0V			1.1	V	1
Max. body-diode continuous current	I _s				2.3	A	
Pulsed body-diode current	I _{sm}				4.6	A	3
DYNAMIC PARAMETERS							
Input capacitance	C _{iss}	V _{gs} =0V, V _{ds} =15V, f=1MHz		1200		pF	
Output capacitance	C _{oss}			220		pF	
Reverse transfer capacitance	C _{rss}			100		pF	
SWITCHING PARAMETERS							
Total gate charge	Q _g	V _{gs} =4.5V, V _{ds} =15V, I _d =2A		15.0	20.0	nC	2
Gate-source charge	Q _{gs}			5.8		nC	2
Gate-drain charge	Q _{gd}			3.8		nC	2
Turn-on delay time	t _{d(on)}	V _{gs} =10V, V _{ds} =15V, I _d ≈ 1A R _{gen} =0.2 Ω		11	18	ns	2
Turn-on rise time	t _r			17	26	ns	2
Turn-off delay time	t _{d(off)}			37	54	ns	2
Turn-off fall time	t _f			20	30	ns	2
Body diode reverse recovery time	t _{rr}		I _f =2.3A, dI/dt=100A/μs		50	80	ns

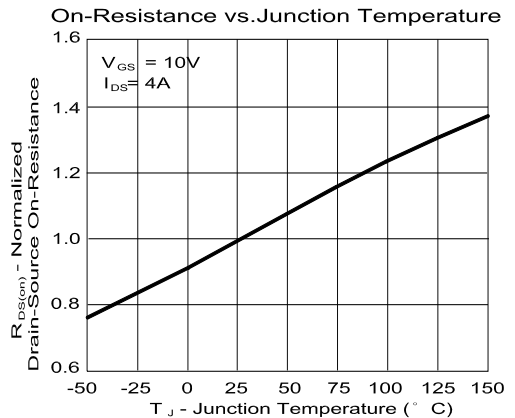
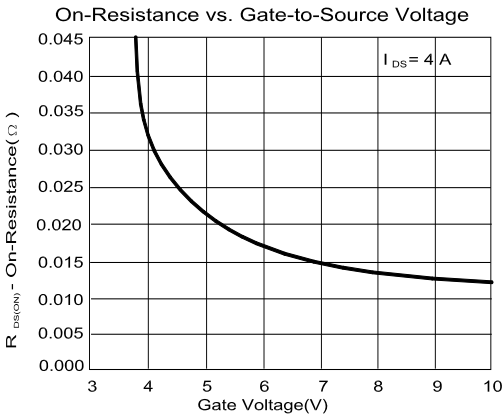
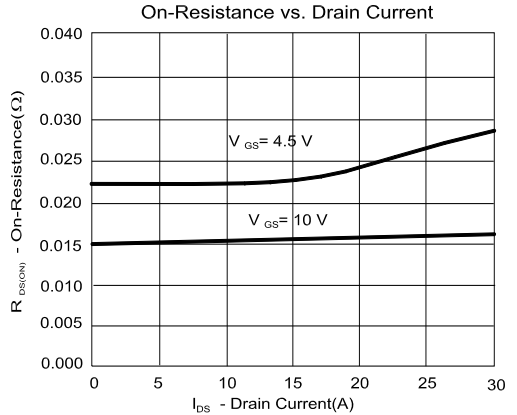
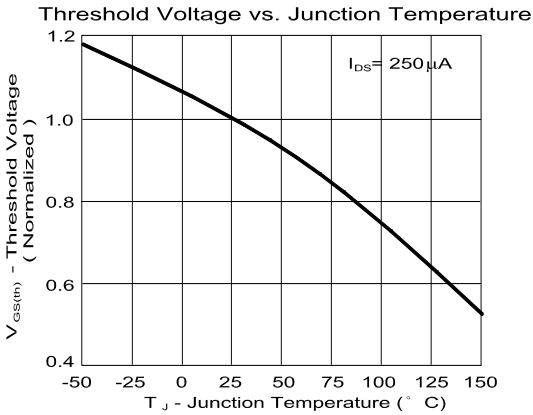
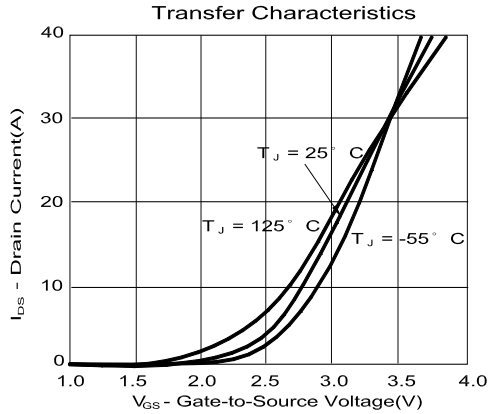
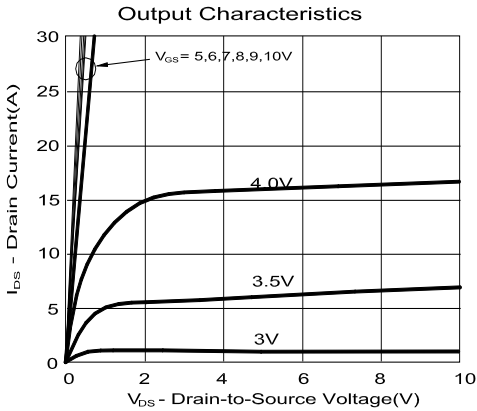
NOTE :

1. Pulsed width ≤ 300 μsec and Duty cycle ≤ 2%;
2. Independent of operating temperature;
3. Pulsed width limited by maximum junction temperature.
4. Duty cycle ≤ 1%.

Single N-channel MOSFET

ELM34402AA-N

Typical electrical and thermal characteristics



Single N-channel MOSFET

ELM34402AA-N

