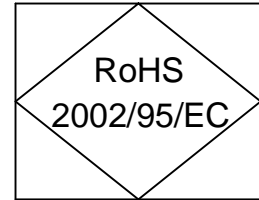




LIGITEK

LIGITEK ELECTRONICS CO.,LTD.
Property of Ligitek Only

LED BACK LIGHT (4 Inch)



L-00501DBK-S-LF

DATA SHEET

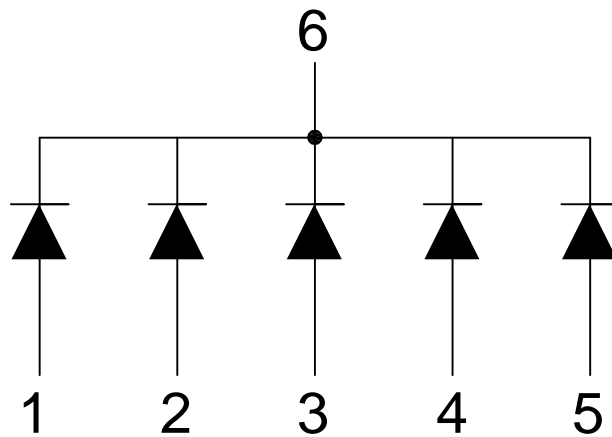
DOC. NO : QW0905-L-00501DBK-S-LF

REV. : A

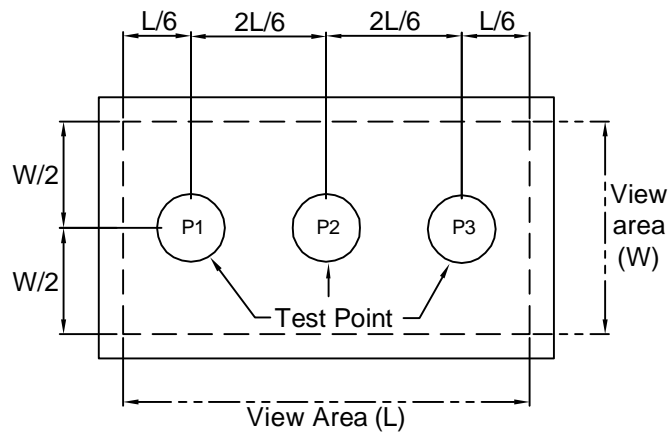
DATE : 08 - Aug- 2006



Internal Circuit Diagram



Measurement Method



1.Measurement Equipment : " Topcon"BM-7

2.The distance of measurement between test equipment and the objection : 50cm

3. $\Delta EH\% = [1 - \frac{P(MAX)-P(MIN)}{P(MAX)}] \times 100\%$



Absolute Maximum Ratings at Ta=25 °C

Parameter	Symbol	Ratings	UNIT
Forward Current	I _F	100	mA
Power Dissipation	P _D	0.4	W
Reverse Voltage	V _R	5	V
Operating Temperature	T _{opr}	-20 ~ +70	°C
Storage Temperature	T _{stg}	-30 ~ +80	°C

Electrical/Optical Characteristics(Ta=25°C)

Emitting Color : Blue

Parameter	Symbol	Min.	Typ.	Max.	Unit	Test Conditon
Luminance (Brightness)	I _V	7.0	12	-	cd/m ²	I _F =50mA
Forward Voltage	V _F	-	3.5	4.0	V	I _F =50mA
Dominant Wavelength	λ _D	-	470	-	nm	I _F =50mA
Spectral Line Half Width	Δλ	-	30	-	nm	I _F =50mA
Reverse current	I _R	-	-	10	μA	V _R =5V
Luminous Uniformity	ΔEH	70	-	-	%	I _F =50mA

Note : 1.The forward voltage data did not including ±0.1V testing tolerance.

2. The luminance (brightness) data did not including ±15% testing tolerance.



Typical Electro-Optical Characteristics Curve

DBK CHIP

Fig.1 Forward current vs. Forward Voltage for each chip

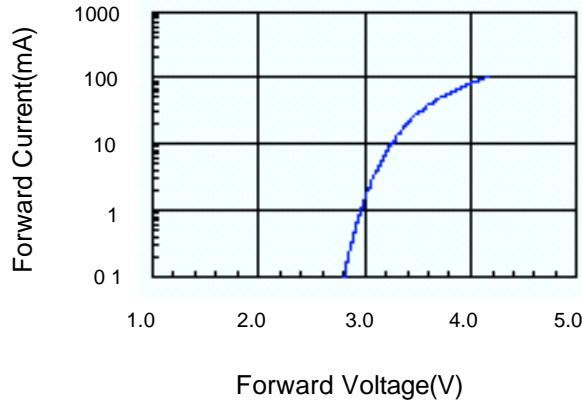


Fig.2 Relative Intensity vs. Forward Current for each chip

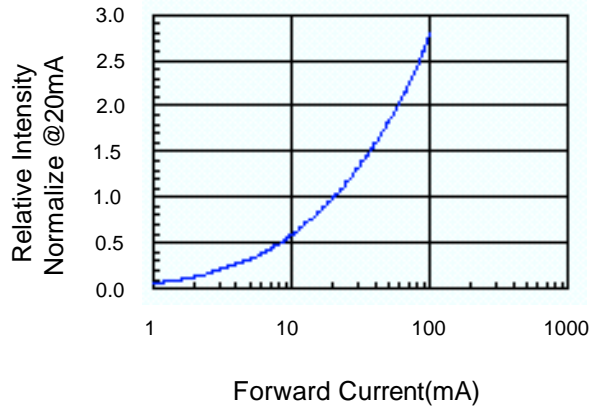


Fig.3 Relative Intensity vs. Wavelength for each chip

