

SPDT RF SWITCH

MODEL TWD5002

Package Style: 14 Lead DIP Package (DP11)

Also Available In: Connectorized Housings

Features

- 30 - 1000 MHz
- RF1, RF2 Terminated in "OFF" State
- Integral TTL Driver
- Operating Temp. -55 °C to + 85 °C
- Environmental Screening Available

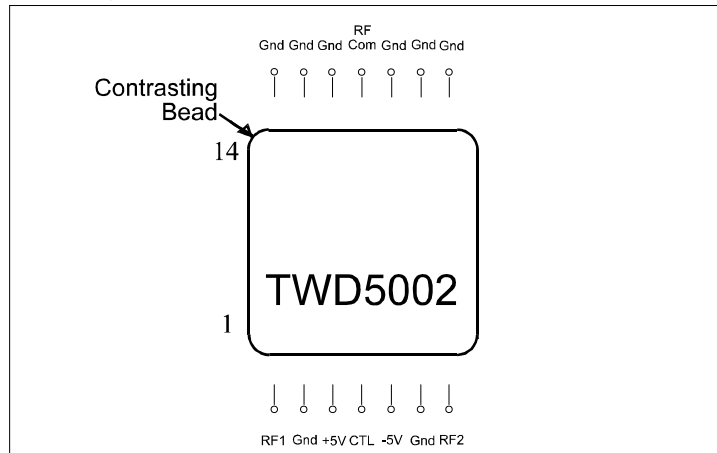
Maximum Ratings

Ambient Operating Temperature -55°C to + 100 °C
 Storage Temperature -65°C to + 125 °C
 Case Temperature + 125 °C
 DC Voltage +6.0; -6.0 Volts
 Continuous RF Input Power +30 dBm

Specifications

CHARACTERISTIC	TYPICAL Ta = 25 °C	MIN/MAX Ta = -55 °C to +85 °C
Frequency	30 - 1000 MHz	30 - 1000 MHz
Insertion Loss (dB)	0.8	1.8 Max.
Isolation (dB)	75	55 Min.
VSWR	1.2:1	1.5:1 Max.
DC +Vdc/mA	+5/12	+5/18 Max.
Bias -Vdc/ mA	-5/8	-5/12 Max.
Switching Speed (µsec)	0.75	2.0 Max.
Transients	750	—
1dB Compression (dBm)	+23	—
Intercept Points (dBm)	IP ₂ IP ₃ +65 +40	—

Pin Layout

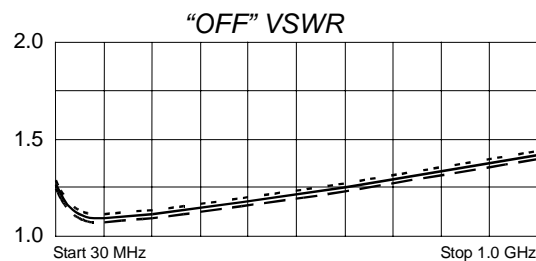
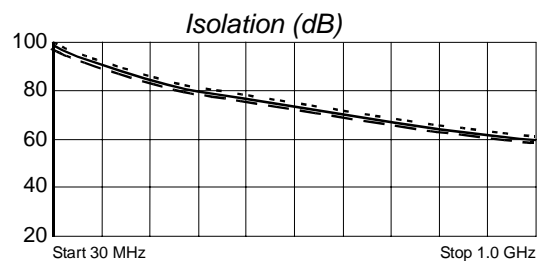
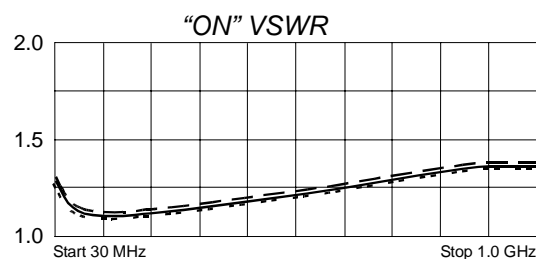


Truth Table

Control Input	Switch Position
TTL	RF Common Connected To
0	RF1
1	RF2

Note: Care should always be taken to effectively ground the case of each unit.

Typical Performance Data



Legend ——— + 25 °C - - - - +85 °C -55 °C



Spectrum Microwave · 2144 Franklin Drive N.E. · Palm Bay, Florida 32905 · PH (888) 553-7531 · Fax (888) 553-7532 06/01/05

www.SpectrumMicrowave.com Spectrum Microwave (Europe) · 2707 Black Lake Place · Philadelphia, Pa. 19154 · PH (215) 464-4000 · Fax (215) 464-4001