



Data Sheet



Product Category: RF SAW Filter

Part Number	Package	Application	Last Modified
802-RF897.5M-A	3.0 x 3.0 SMD	EGSM	Jan. 01 2007

TYPE :
EGSM, RF-Tx SAW Filter



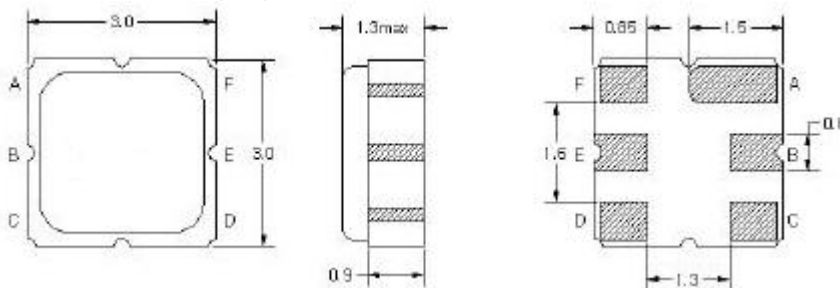
PART NUMBER :
802-RF897.5M-A

OPERATING CONDITIONS / ELECTRICAL CHARACTERISTICS

PARAMETERS	Condition	Minimum	Typical	Maximum	Units
Center Frequency (Fo)	-	-	897.5	-	MHz
Maximum Insertion Loss	880.0~ 915.0 MHz	-	2.5	3.5	dB
Stop Band Attenuation:	D.C.~ 840.0 MHz	17	23	-	dB
	840.0~860.0 MHz	17	29	-	
	860.0~ 865.0MHz	10	45	-	
	925.0~ 935.0 MHz	4.5	15	-	
	935.0~ 1850.0 MHz	20	24	-	
	1850.0~ 3660.0 MHz	10	15	-	
Amplitude Ripple	880.0~ 915.0MHz	-	1.2	2.0	dBp-p
Source Impedance (single ended)*	-	-	50	-	ohm
Load Impedance (single ended)*	-	-	50	-	ohm
VSWR	880.0~ 915.0 MHz	-	2.0	2.5	-
Maximum DC Voltage	-	-	-	3	V
Maximum Input Power	-	-	-	15	dBm
Operating Temperature	-	-10	-	+80	°C

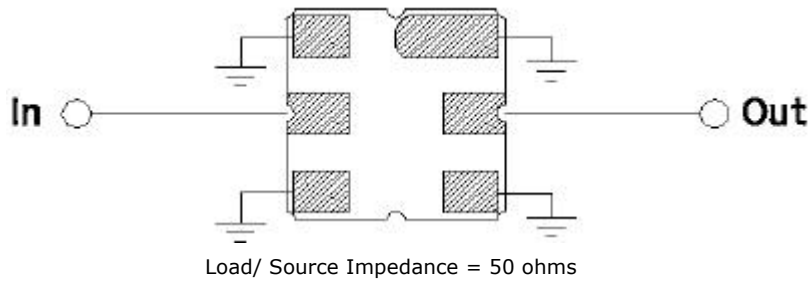
* No Matching Network(Ref. Testing Enviroment Circuit as shown below)

PACKAGE OUTLINE (mm)

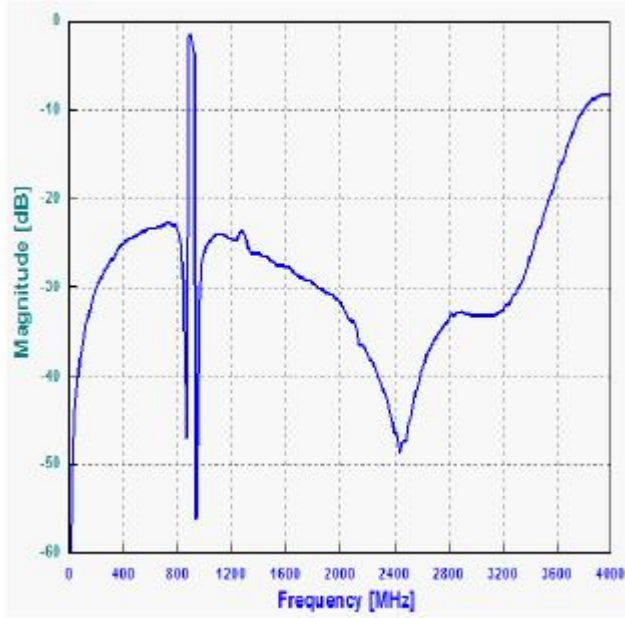
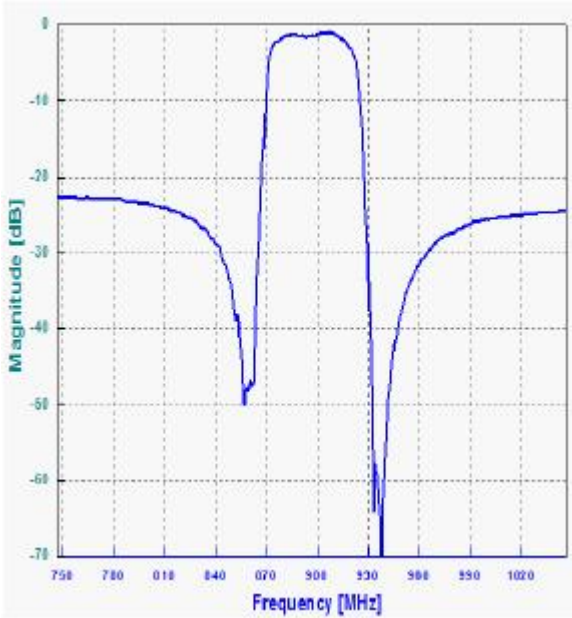


PIN LAYOUT	
A	Ground
B	Out
C	Ground
D	Ground
E	In
F	Ground

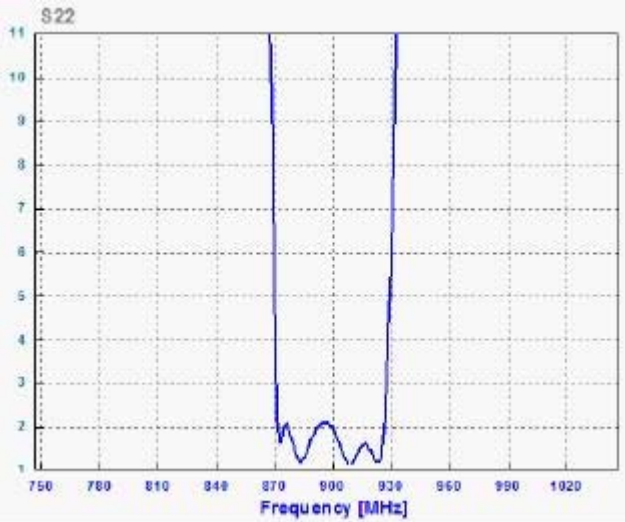
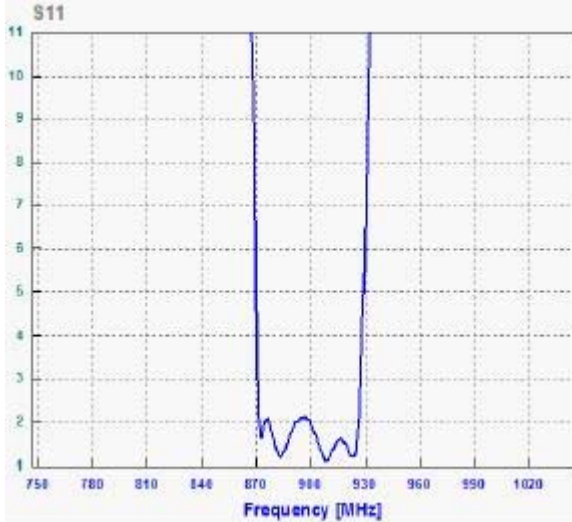
TEST FIXTURE



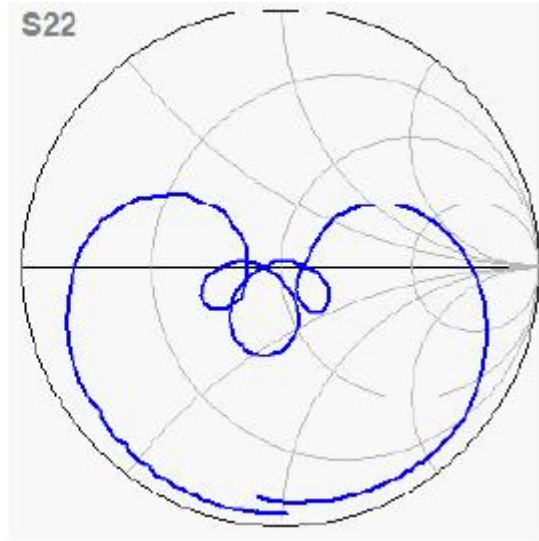
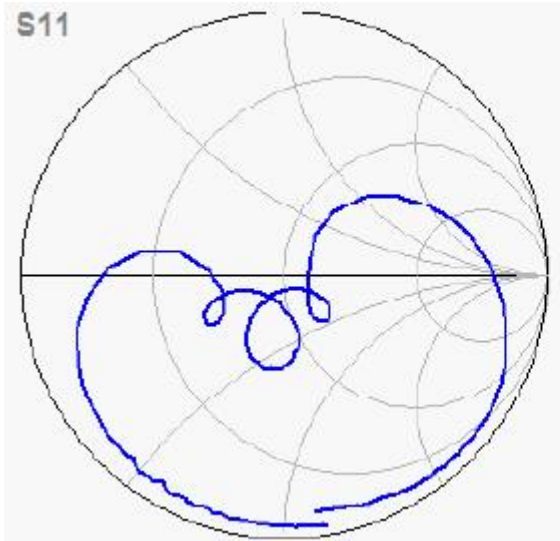
FREQUENCY RESPONSE



VSWR



SMITH CHART



Oscilent Corporation - CALL **949.252.0522**
18195 East McDermott Street . Building D . Irvine . CA 92614 . USA
Fax: 949.252.0599 . E-Mail: Sales@Oscilent.com

Part No.: 802-RF897.5M-A