



TAI-SAW TECHNOLOGY CO., LTD.

No. 3, Industrial 2nd Rd., Ping-Chen Industrial District,
Taoyuan, 324, Taiwan, R.O.C.

TEL: 886-3-4690038 FAX: 886-3-4697532

E-mail: tstsales@mail.taisaw.com Web: www.taisaw.com

Approval Sheet For Product Specification

Issued Date: Sep, 12, 2007

Product Name: SAW Filter 135.53 MHz SMD 5.0X7.0 mm

TST Parts No.: TB0557A

Customer Parts No.: _____

Company: _____
Division: _____
Approved by : _____
Date: _____

Checked by: _____ Bob Chau

Approval by: _____ Francis Chen

Date: _____ 9, 12, 2007



TAI-SAW TECHNOLOGY CO., LTD.

No. 3, Industrial 2nd Rd., Ping-Chen Industrial District,
Taoyuan, 324, Taiwan, R.O.C.

TEL: 886-3-4690038 FAX: 886-3-4697532

E-mail: tstsales@mail.taisaw.com Web: www.taisaw.com

SAW Filter 135.53 MHz

MODEL NO.:TB0557A

REV. NO.:1

A. MAXIMUM RATING:

1. Input Power Level: 10 dBm
2. DC Voltage : 5V
3. Operating Temperature: -20°C to +75°C
4. Storage Temperature: -30°C to +85°C

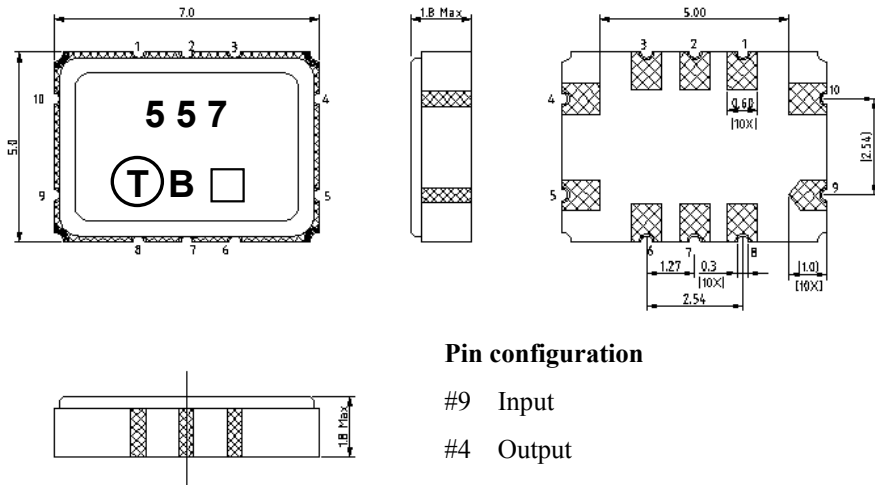
RoHS Compliant
Lead free
Lead-free soldering

B. ELECTRICAL CHARACTERISTICS:

Item	Unit	Min.	Type.	Max.	Note
Center frequency, Fc	MHz	-	135.53	-	-
Minimum Insertion loss IL	dB	-	3.3	5.3	-
Passband Ripple (Fc ± 10 kHz)	dB	-	0.3	1.5	-
Passband Ripple (Fc ± 13 kHz)	dB	-	0.5	3	-
3 dB Bandwidth	KHz	-	87	-	-
Group delay deviation (Fc ± 13 kHz)	μ sec	-	2	10	-
Relative Attenuation (relative to 0 dB)					
Fc ± 120 kHz ~ Fc ± 240 kHz	dB	20	36	-	-
Fc ± 240 kHz ~ Fc ± 1000 kHz	dB	50	52	-	-
Fc ± 330 kHz	dB	50	62	-	-
Fc ± 660 kHz	dB	50	63	-	-
Temperature coefficient of frequency TCf		-0.032 ppm/C ²			

Note1. Considering -11 KHz frequency shift from -20°C to +75°C

C.OUTLINE DRAWING:



Pin configuration

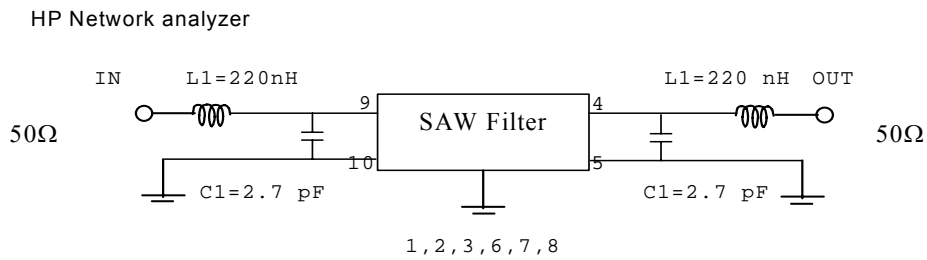
- #9 Input
- #4 Output
- #10 Balance input or input ground
- #5 Balance output or output ground
- #1,2,3,6,7,8 To be grounded
- Date code
- Unit mm

Product Year Code

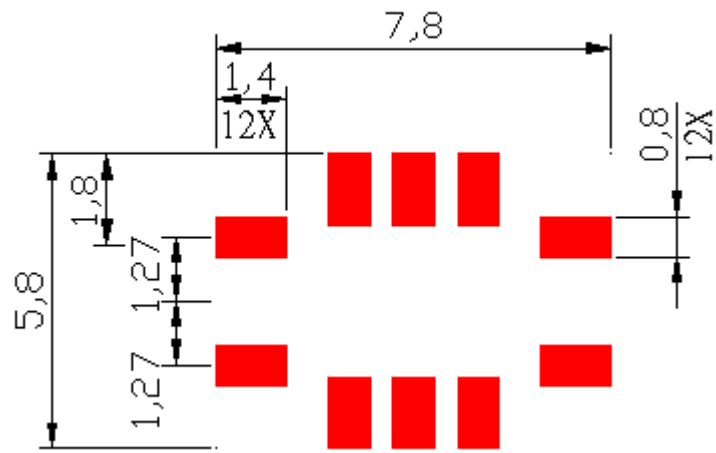
Year	2001	2002	2003	2004
	2005	2006	2007	2008
Product Code	B	b	<u>B</u>	<u>b</u>

D. MEASUREMENT CIRCUIT:

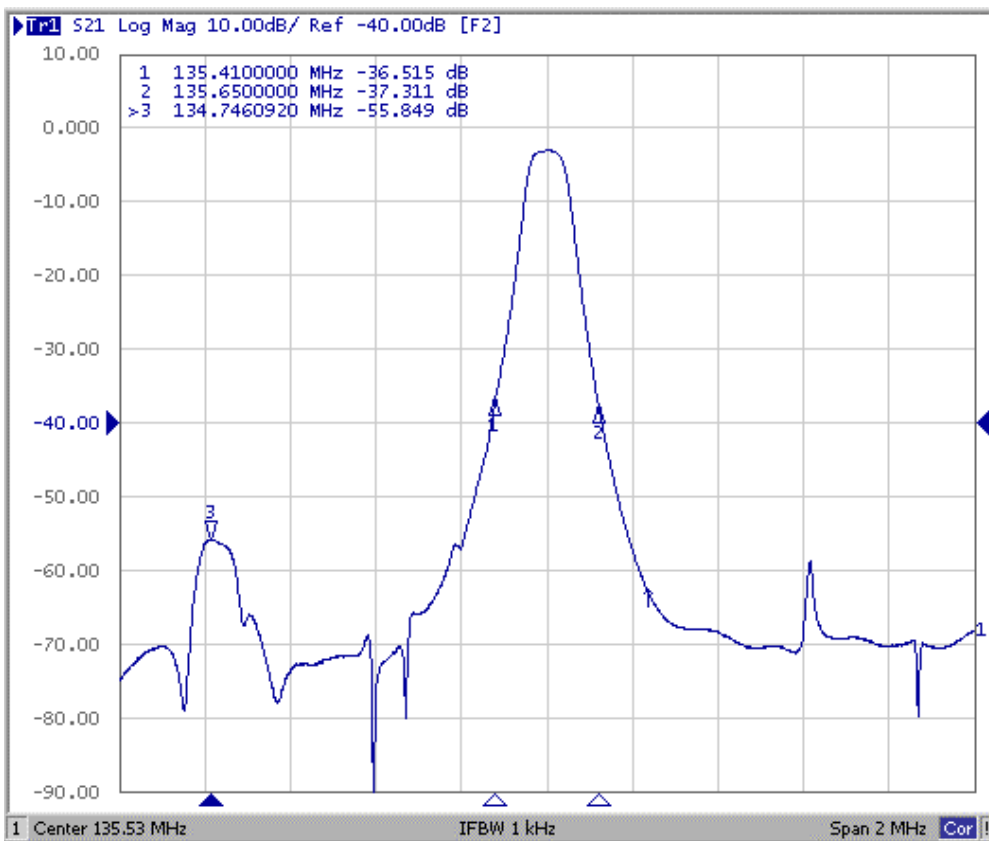
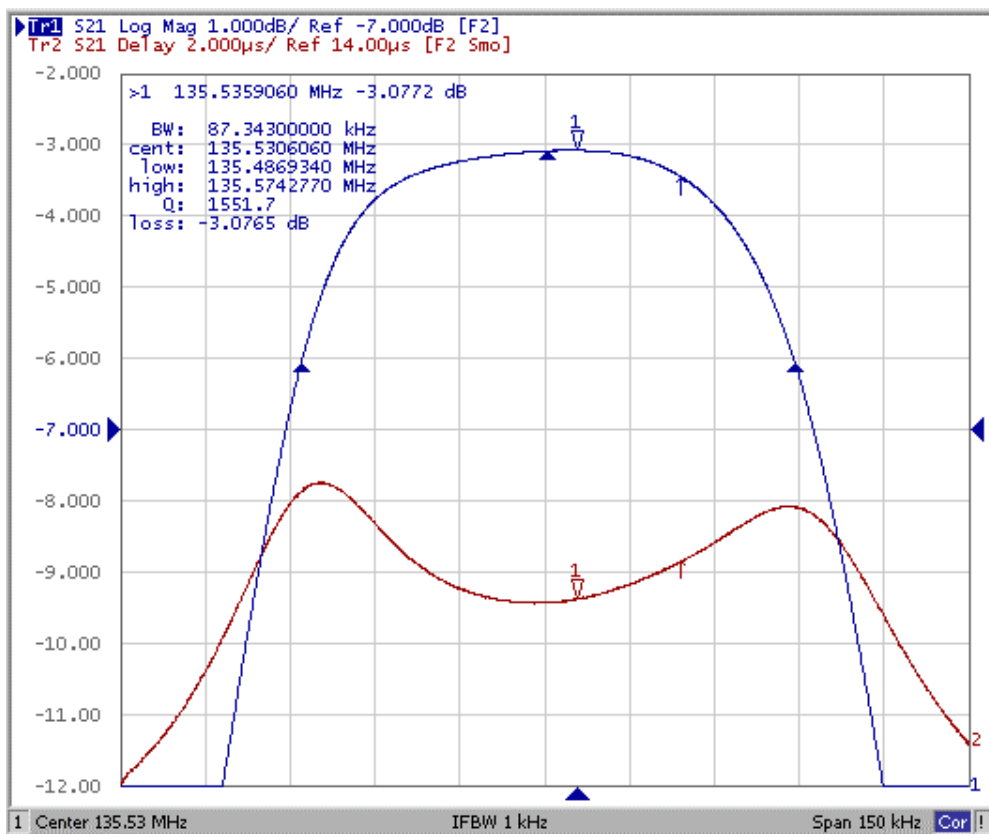
50 Ohm Test circuit (single-ended / single-ended)



E. PCB Footprint:

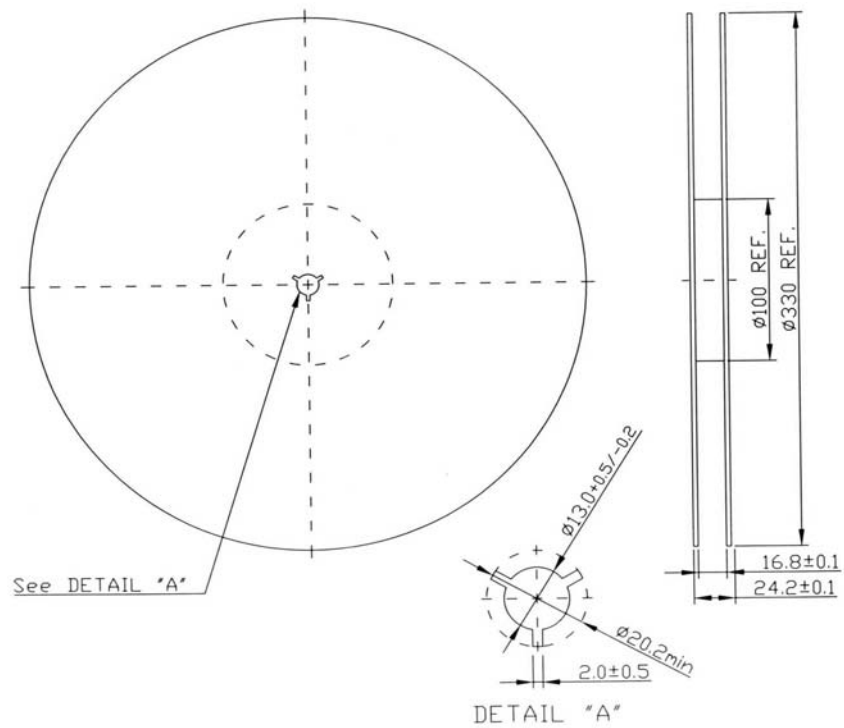


F. Frequency Characteristics :

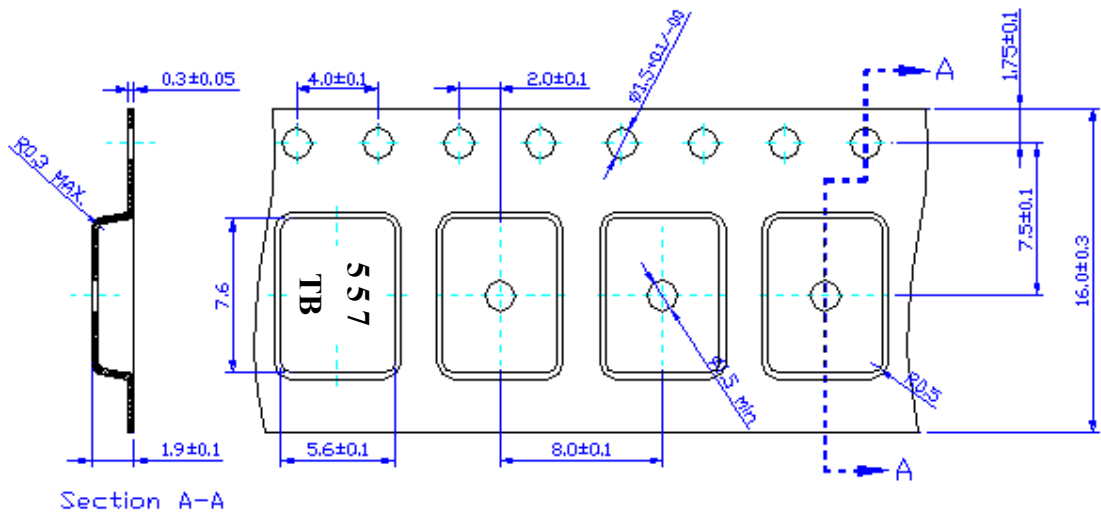


G. PACKING:

1. REEL DIMENSION



2. TAPE DIMENSION



H. RECOMMENDED REFLOW PROFILE :

