

ULTRA HIGH SPEED SWITCHING APPLICATION.

### FEATURES

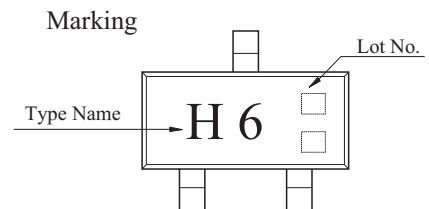
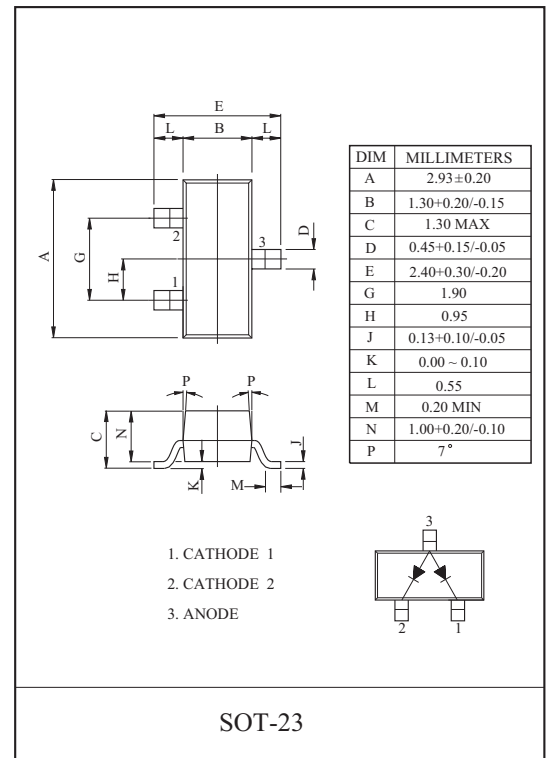
- Small Package : SOT-23.
- Low Forward Voltag :  $V_F=0.92V(\text{Typ.})$ .
- Fast Reverse Recovery Time :  $t_{rr}=1.6ns(\text{Typ.})$ .
- Small Total Capacitance :  $C_T=2.2pF(\text{Typ.})$ .

### MAXIMUM RATING (Ta=25 )

CHARACTERISTIC	SYMBOL	RATING	UNIT
Maximum (Peak) Reverse Voltage	$V_{RM}$	85	V
Reverse Voltage	$V_R$	80	V
Continuous Forward Current	$I_F$	250	mA
Surge Current (10ms)	$I_{FSM}$	2	A
Power Dissipation	$P_D$	225*	mW
		300**	
Junction Temperature	$T_j$	150	
Storage Temperature Range	$T_{stg}$	-55 150	

\* Note1 : Package Mounted On FR-5 Board (25.4 × 19.05 × 1.57mm)

\*\* Note2 : Package Mounted On 99.5% Alumina (10 × 8 × 0.6mm)



### ELECTRICAL CHARACTERISTICS (Ta=25 )

CHARACTERISTIC	SYMBOL	TEST CONDITION	MIN.	TYP.	MAX.	UNIT
Forward Voltage	$V_{F(1)}$	$I_F=1mA$	-	0.61	-	V
	$V_{F(2)}$	$I_F=10mA$	-	0.74	-	
	$V_{F(3)}$	$I_F=150mA$	-	-	1.25	
Reverse Current	$I_R$	$V_R=80V$	-	-	0.5	μA
Total Capacitance	$C_T$	$V_R=0, f=1MHz$	-	-	4.0	pF
Reverse Recovery Time	$t_{rr}$	$I_F=10mA$	-	-	4.0	nS

# BAW56

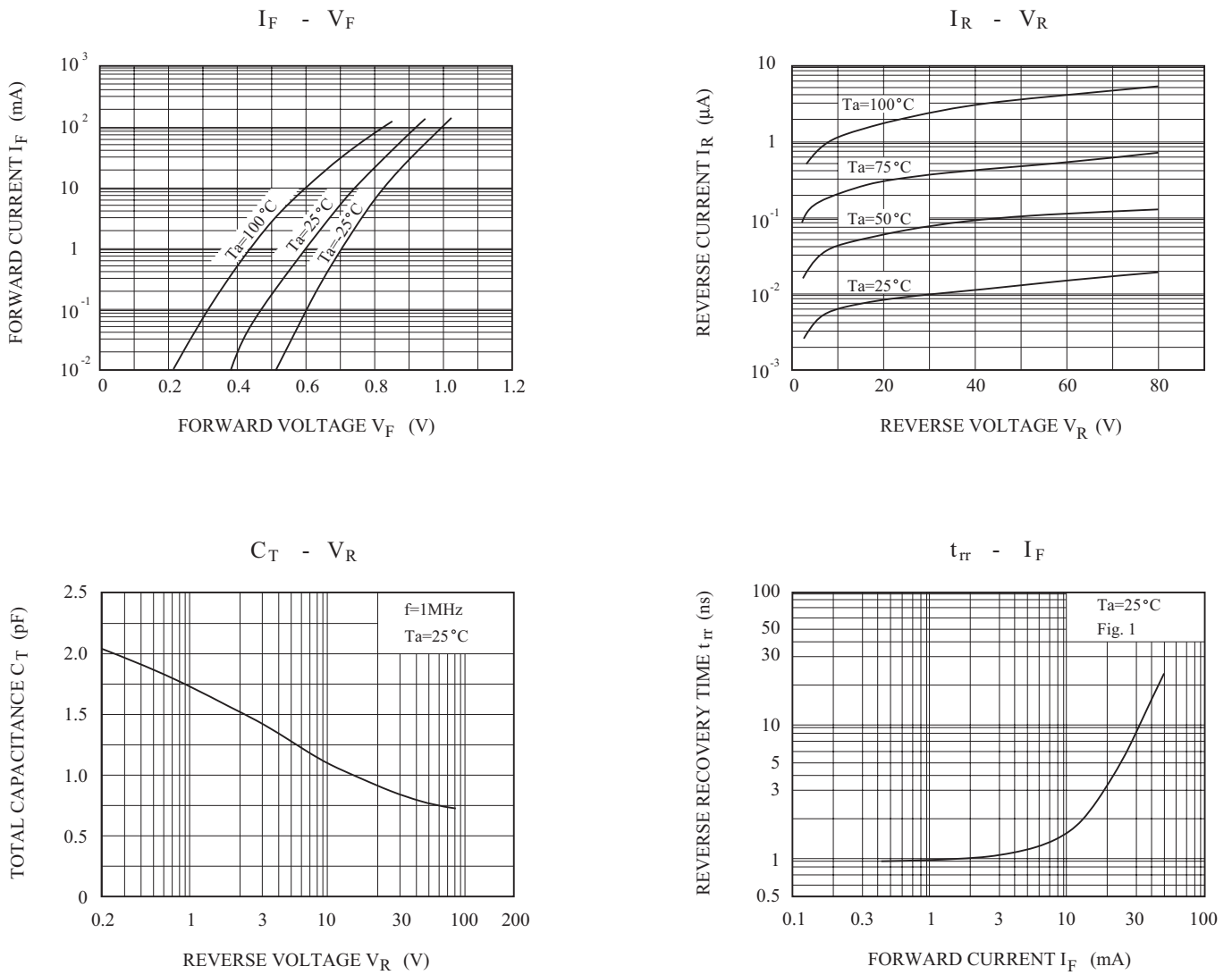


Fig. 1. REVERSE RECOVERY TIME( $t_{rr}$ ) TEST CIRCUIT

