



CHENMKO ENTERPRISE CO.,LTD

Lead free devices

SURFACE MOUNT

SCHOTTKY BARRIER RECTIFIER

VOLTAGE RANGE 20 Volts CURRENT 8.0 Amperes

SPL1020LLCTPT

PROVISIONAL SPEC.

APPLICATION

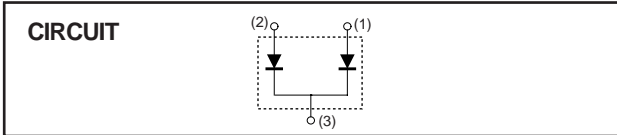
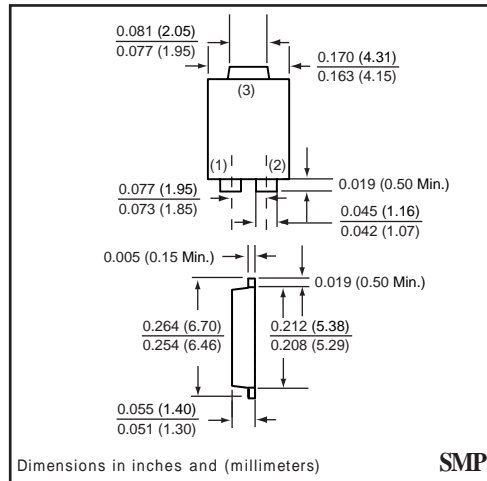
- * DC to DC Converters
- * Switch- Mode Power Supplies
- * Notebook PC

FEATURE

- * Small Surface Mounting Type. (SMP)
- * Low Power Loss, High Efficiency
- * Low Reverse Current
- * Peak Forward Surge Current Is 80A.
- * Schottky Diode Array .

WEIGHT

MARKING



MAXIMUM RATINGS (At $T_A = 25^\circ\text{C}$ unless otherwise noted)

RATINGS	SYMBOL	SPL1020LLCTPT	UNITS
Maximum Recurrent Peak Reverse Voltage	V_{RRM}	20	Volts
Maximum RMS Voltage	V_{RMS}	14	Volts
Maximum DC Blocking Voltage	V_{DC}	20	Volts
Maximum Average Forward Rectified Current	I_o	10	Amps
Peak Forward Surge Current 8.3 ms single half sine-wave superimposed on rated load (JEDEC method)	I_{FSM}	80	Amps
Typical Junction Capacitance (Note 2)	C_J	210	pF
Typical Thermal Resistance (Note 1)	$R_{\theta JL}$	15	$^\circ\text{C} / \text{W}$
Operating Temperature Range	T_J	-65 to +125	$^\circ\text{C}$
Storage Temperature Range	T_{STG}	-65 to +150	$^\circ\text{C}$

ELECTRICAL CHARACTERISTICS (At $T_A = 25^\circ\text{C}$ unless otherwise noted)

CHARACTERISTICS	SYMBOL	SPL1020LLCTPT	UNITS
Maximum Instantaneous Forward Voltage at 5.0 A DC	V_F	0.30	Volts
Maximum Average Reverse Current at Rated DC Blocking Voltage	@ $T_A = 25^\circ\text{C}$	1.0	mAmps
	@ $T_A = 100^\circ\text{C}$	20	mAmps

NOTES : 1. P.C.B. mounted 0.31 x 0.31" (8 x 8mm) copper pad areas
2. Measured at 1.0 MHz and applied reverse voltage of 4.0 volts

RATING CHARACTERISTIC CURVES (SPL1020LLCTPT)

FIG. 1 - TYPICAL FORWARD CURRENT DERATING CURVE

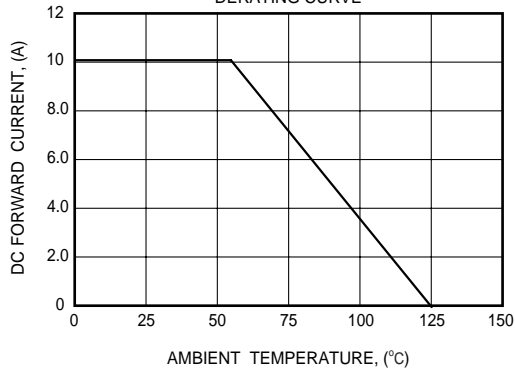


FIG. 2 - TYPICAL INSTANTANEOUS FORWARD CHARACTERISTICS

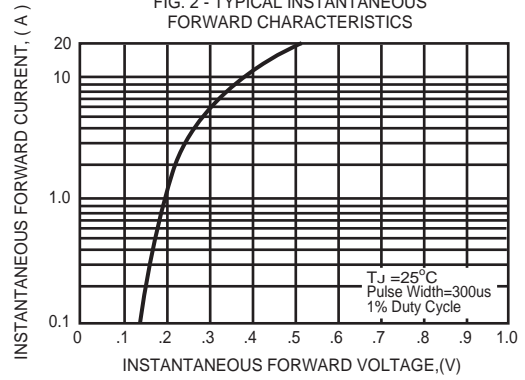


FIG. 3 - TYPICAL REVERSE CHARACTERISTICS

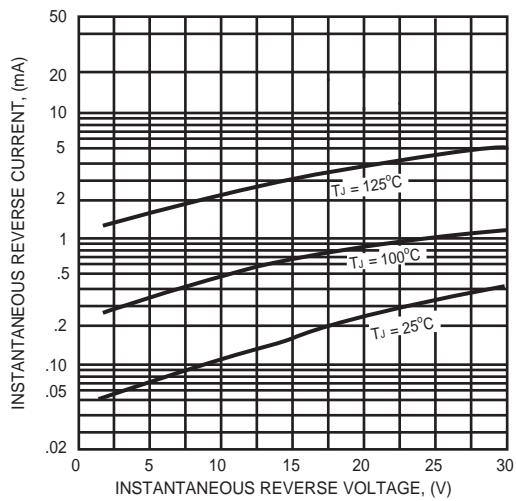


FIG. 4 - MAXIMUM NON-REPETITIVE FORWARD SURGE CURRENT

