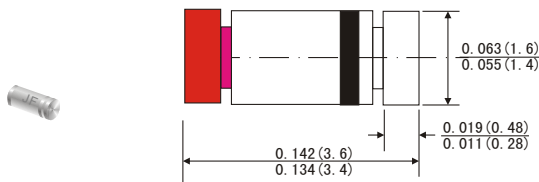


FEATURES

- For general purpose applications
- Metal-on-silicon junction Schottky barrier device which is protected by a PN junction guard ring. The low forward voltage drop and fast switching make it ideal for protection of MOS devices, steering, biasing and coupling diodes for fast switching and low logic level applications
- These diodes are also available in the DO-35 case with type designation 1N5711 and 1N6263.
- High temperature soldering guaranteed: 260°C/10 seconds at terminals
- Component in accordance to RoHS 2002/95/EC and WEEE 2002/96/EC

MiniMELF



MECHANICAL DATA

- Case: MiniMELF glass case(SOD-80)
- Weight: Approx. 0.05 gram

Dimensions in inches and (millimeters)

ABSOLUTE RATINGS(LIMITING VALUES)

		Symbols	Value	Units
Peak Reverse Voltage	LL5711	V _{RRM}	70	V
	LL6263	V _{RRM}	60	V
Porner Dissipation (infinite Heat Sink)		P _{tot}	400 ¹⁾	mW
Maximum Single cycle surge 10μs square wave		I _{FSM}	2.0	A
Junction temperature		T _J	125	°C
Storage Temperature Range		T _{STG}	-55 to+150	°C
1) Valid provided that electrodes are kept at ambient temperature				

ELECTRICAL CHARACTERISTICS

(Ratings at 25°C ambient temperature unless otherwise specified)

		Symbols	Min.	Typ.	Max.	Unis
Reverse breakover voltage	LL5711	V _R	70			V
	LL6263	V _R	60			V
Leakage current at V _R =50V		I _R			200	nA
Forward voltage drop at I _F =1mA		V _F			0.41	V
	I _F =15mA	V _F			1.0	V
Junction Capacitance at V _R =0V ,f=1MHz		C _J			2.0	pF
Reverse Recovery time at I _F =I _R =5mA, recover to 0.1 I _R		t _{rr}			1	ns
Thermal resistance		R _{θJA}			300	K/W

RATINGS AND CHARACTERISTICS CURVES LL5711 & LL6263

Fig.1 Typical variation of fwd. current vs forward. voltage for primary conduction through the Schottky barrier

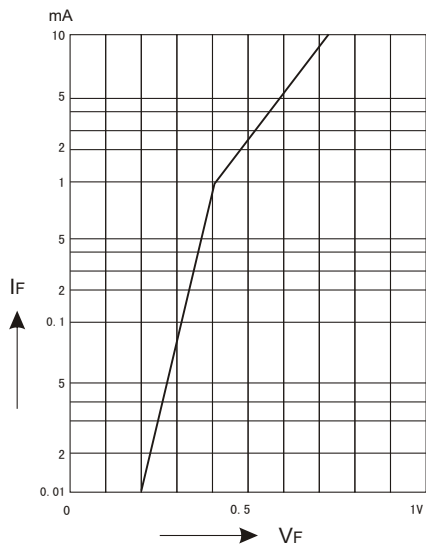


Fig.2 Typical forward conduction curve of combination Schottky barrier and PN junction guard ring

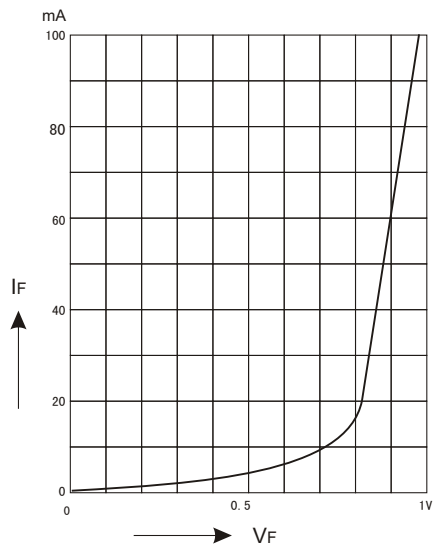


Fig.3 Typical variation of reverse current at various temperatures

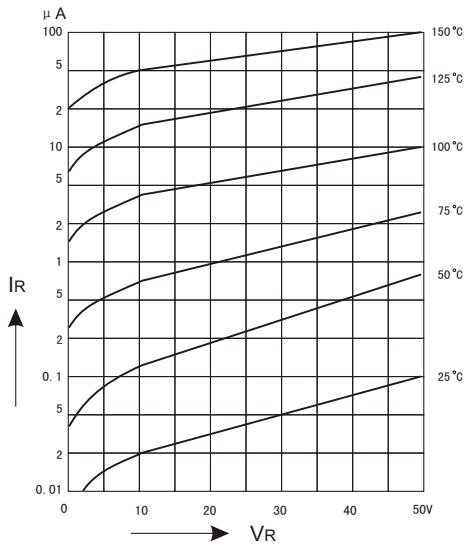


Fig.4 Typical capacitance curve as a function of reverse voltage

