


Product Features

- Small size by using simple matching circuit board
- Single Supply Voltage
- Heat sink 99.9% copper, gold plated
- High Productivity
- Low Manufacturing Cost
- GaAs HFET

Application

- Cellular Repeater
- RF Sub-Systems
- Base Station



Package : DP-36

Description

The power amplifier module is designed for base stations and cell extenders and operating frequency range is from 300MHz to 2.3GHz

GaAs HFET is used and attached on a copper sub carrier. It is connected by using bias and in/out matching circuit method with gold wire bonding.

The bias and matching circuit are designed much simpler than other circuits for silicon IC's, LDMOS because GaAs HFET is operated by low supply voltage whereas others are operated by high supply voltage.

For better thermal conductivity, enhanced mode PCB was used in the 99.9% copper gold plate heat sink.

This simplicity results cost competitiveness and performance enhancement.

Specifications

PARAMETER	RFA0836-04	RFA0882-04	
Frequency Range (MHz)	824 ~ 849	869~894	
Small Signal Gain (dB)	29		
Gain Flatness (Max.)	± 0.5dB @ 50MHz BW		
Gain Variation Over Temp		± 0.7dB (Typ.)	± 1.5dB(Max.)
VSWR (Input)	2 : 1		
Output P1dB	35 dBm (Min.)	36 dBm (Typ.)	
CDMA Power (1 FA)	29dBm @ -45dBc ACPR		
CDMA Power (20 FA)	25dBm @ -45dBc ACPR		
OIP3 @ tone / 23 dBm	48 dBm (Min.)	49 dBm (Typ.)	
Noise Figure (Typ.)	3.0 dB		
Drain Voltage	9V		
Drain Current	1.0A		
Operating Temp Range	-20°C ~ +70°C		
Dimensions (W×L×H)	29.0 × 30.2 × 10.1 [mm]		

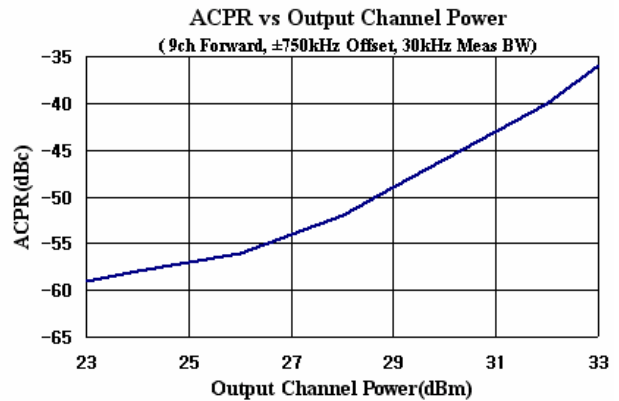
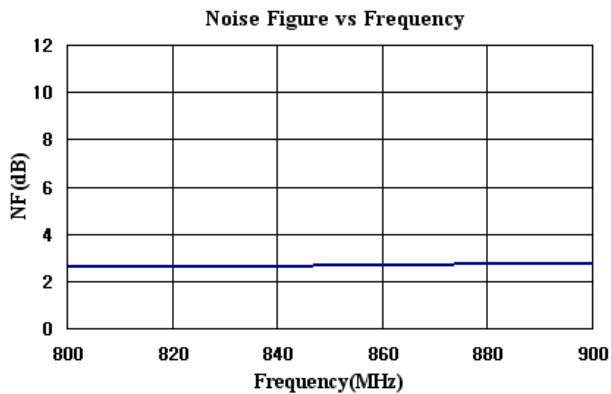
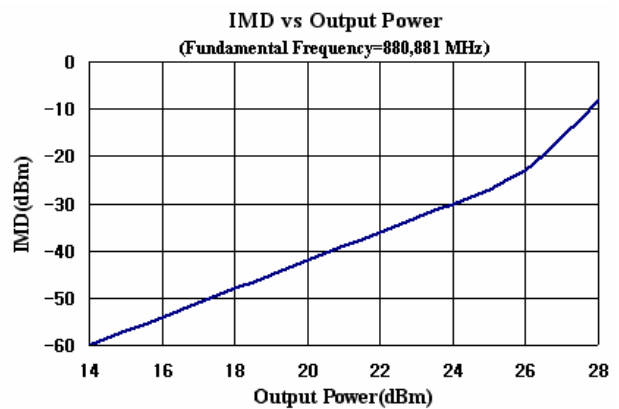
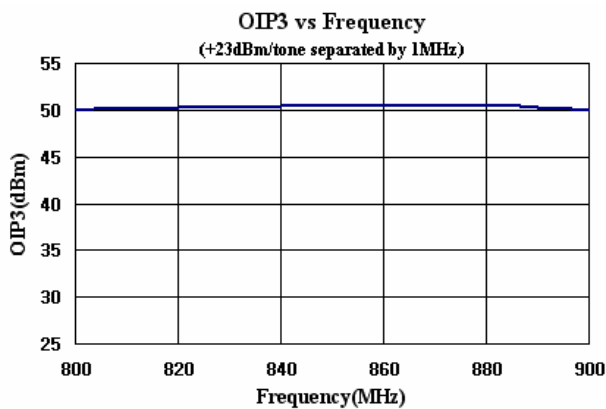
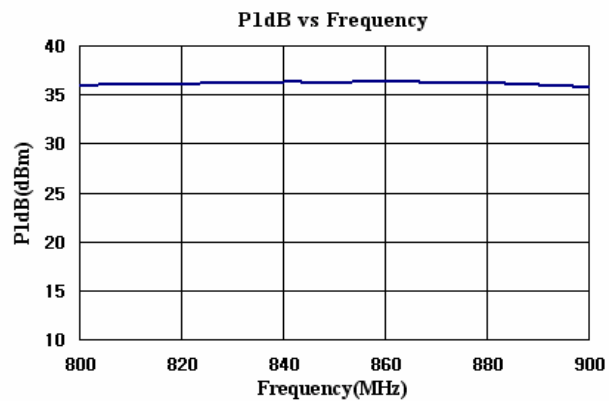
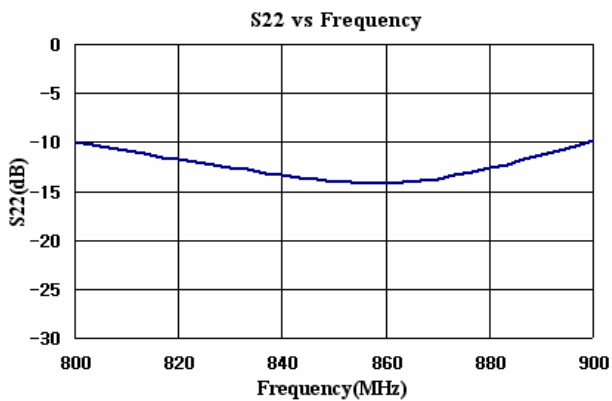
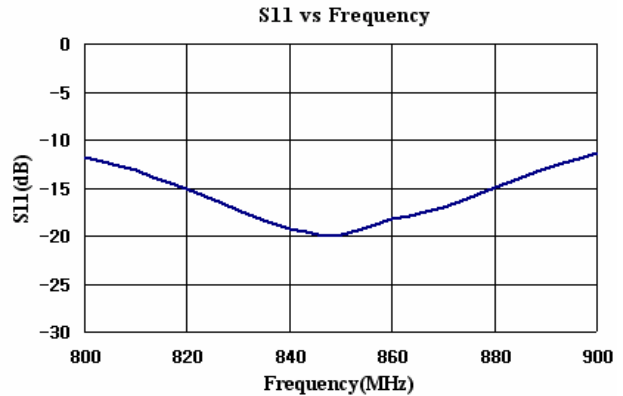
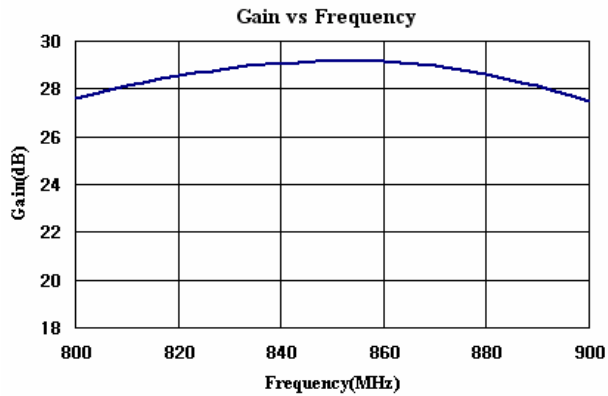
NOTE

* CDMA : 1.23MHz symbol rate ; Forward Link ; 9 Channels, Multi tone Available
@ ±750KHz and ±1.98MHz offset in 30KHz resolution bandwidth

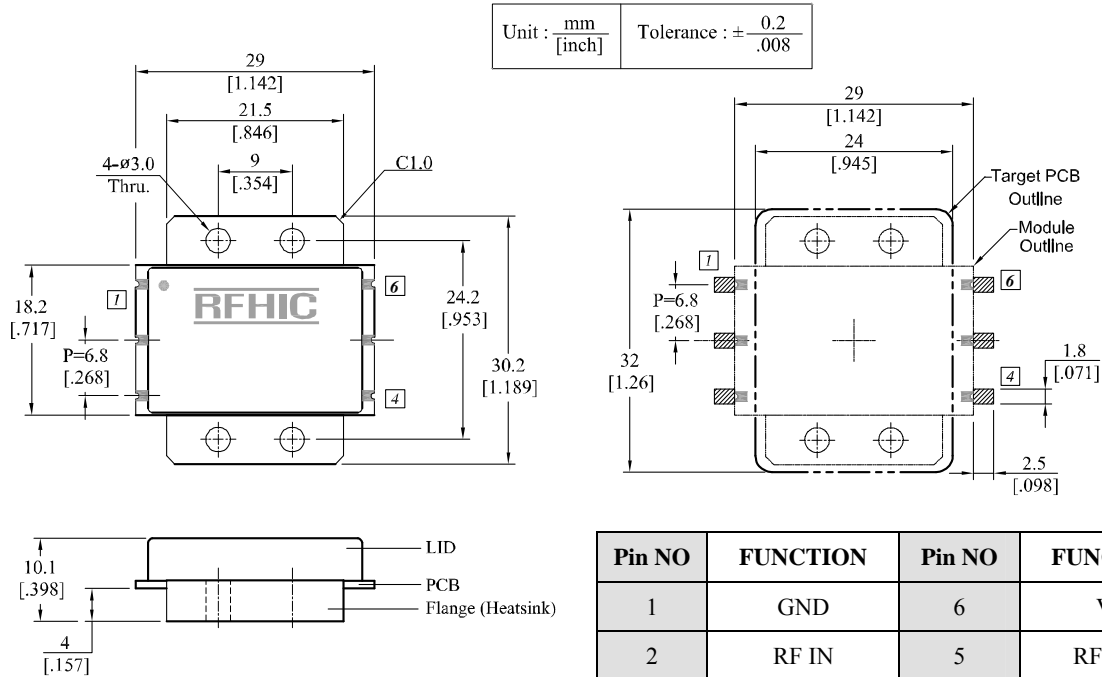
* Operation Bandwidth : 50MHz

* RFA Series : Internally Matched Module

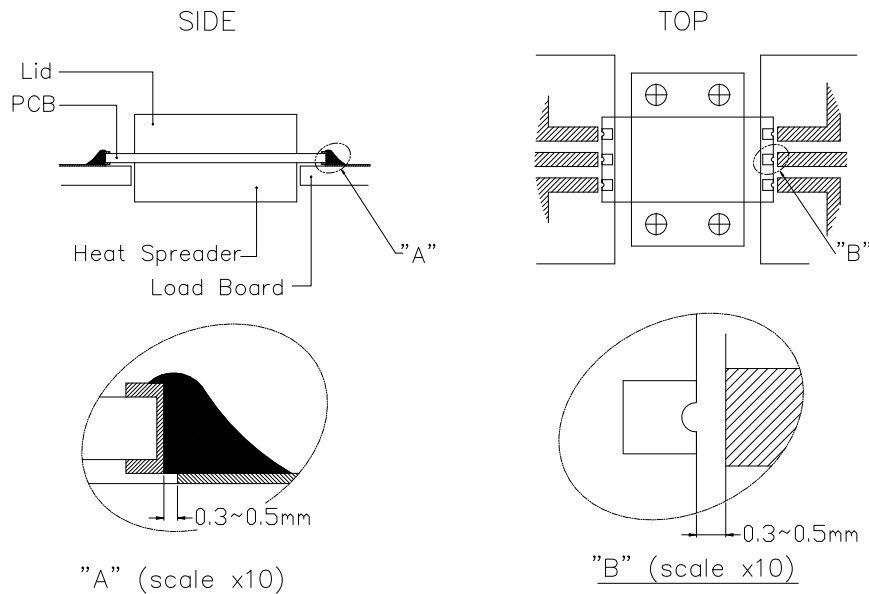
Performance Charts ($V_d=9V$, $I_d=1.0A$, $T=25^\circ C$)



Package Dimensions (Type: DP-36)



Installation Guideline



★ It can be easily removed with solder wick and other removable material.

RFHIC Corporation (RFHIC) reserves the right to make changes to any products herein or to discontinue any product at any time without notice. RFHIC do not assume any liability for the suitability of its products for any particular purpose, and disclaims any and all liability, including without limitation consequential or incidental damages. The product specifications herein expressed have been carefully checked and are assumed to be reliable. However, RFHIC disclaims liability for inaccuracies and strongly recommends buyers to verify that the information they are using is current before placing purchase orders. RFHIC products are not intended for use in life support equipment or application where malfunction of the product can be expected to result in personal injury or death. Buyer uses or sells such products for any such unintended or unauthorized application, buyer shall indemnify, protect and hold RFHIC and its directors, officers, stockholders, employees, representatives and distributors harmless against any and all claims arising out of such use. RFHIC's liability under or arising out of damages, claims of whatsoever kind and nature which RFHIC products could cause shall be limited in amount to the net purchase price of the products sold to buyer by RFHIC.