


EPC3020G-EPC3027G



Features of the EFD15-6 Series

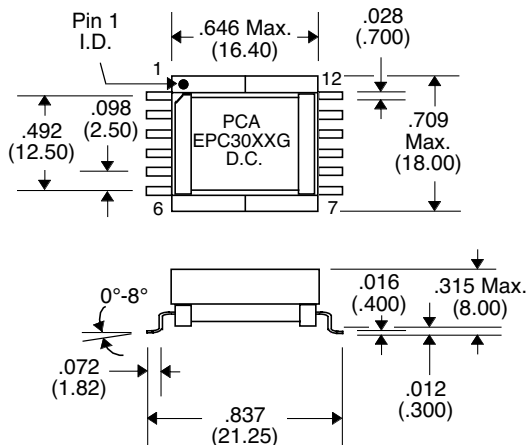
- Low Loss Material ensures operation in High Frequency Switching Converters such as Flyback, Buck, Boost Topology or as Coupled Inductors
- UL1446 Class B Insulating System
- UL 94V-0 Recognized Material
- Very Low Leakage Inductance

Primary Specification

Part Number	Connection	DCR (Ω Max.)	Idc (Amps)	Inductance (μH ± 20%) @ 0 Adc	Inductance Change @ Idc (Typ.)	Vt 1 (V-μSec. Max.)	Temp. Rise @ Idc (°C Typ.)
EPC3020G	Series	.083 xNs	2.6 /Ks	23.7 x(Ns) 2	28%	62.5 xNs	20
	Parallel	.083 /Np	2.6 /Kp	23.7	28%	62.5	20
	Single Wdg	.083	1.8	23.7	6%	62.5	39
EPC3021G	Series	.057xNs	3.6 /Ks	11.3 x(Ns) 2	26%	43 xNs	24
	Parallel	.057 /Np	3.6 /Kp	11.3	26%	43	24
	Single Wdg	.057	2.17	11.3	4%	43	39
EPC3022G	Series	.083 xNs	4.4 /Ks	12.7 x(Ns) 2	6.5%	62.5 xNs	39
	Parallel	.083 /Np	4.4 /Kp	12.7	6.5%	62.5	39
	Single Wdg	.083	1.8	12.7	0%	62.5	39
EPC3023G	Series	.057xNs	5.3 /Ks	6.1 x(Ns) 2	3%	43 xNs	39
	Parallel	.057 /Np	5.3 /Kp	6.1	3%	43	39
	Single Wdg	.057	2.17	6.1	0%	43	39
EPC3024G	Series	.083 xNs	4.4 /Ks	10.1 x(Ns) 2	2%	62.5 xNs	39
	Parallel	.083 /Np	4.4 /Kp	10.1	2%	62.5	39
	Single Wdg	.083	1.8	10.1	0%	62.5	39
EPC3025G	Series	.057xNs	5.3 /Ks	4.9 x(Ns) 2	0.5%	43 xNs	39
	Parallel	.057 /Np	5.3 /Kp	4.9	0.5%	43	39
	Single Wdg	.057	2.17	4.9	0%	43	39
EPC3026G	Series	.083 xNs	4.4 /Ks	7.94 x(Ns) 2	0%	62.5 xNs	39
	Parallel	.083 /Np	4.4 /Kp	7.94	0%	62.5	39
	Single Wdg	.083	1.8	7.94	0%	62.5	39
EPC3027G	Series	.057xNs	5.3 /Ks	3.8 x(Ns) 2	0%	43 xNs	39
	Parallel	.057 /Np	5.3 /Kp	3.8	0%	43	39
	Single Wdg	.057	2.17	3.8	0%	43	39

• Switching Frequency : Up to 1 MHz • Isolation : 500 Vrms •

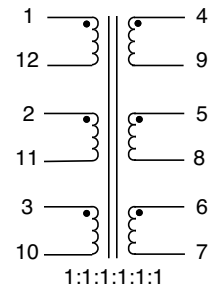
Package EFD15-6



Notes :

1. Ns = Number of series connections
2. Np = Number of parallel connections
3. Ks = Ns x √6/Ns
4. Kp = √6/Np

Schematic



Unless Otherwise Specified Dimensions are in Inches /mm ± .010 / .25