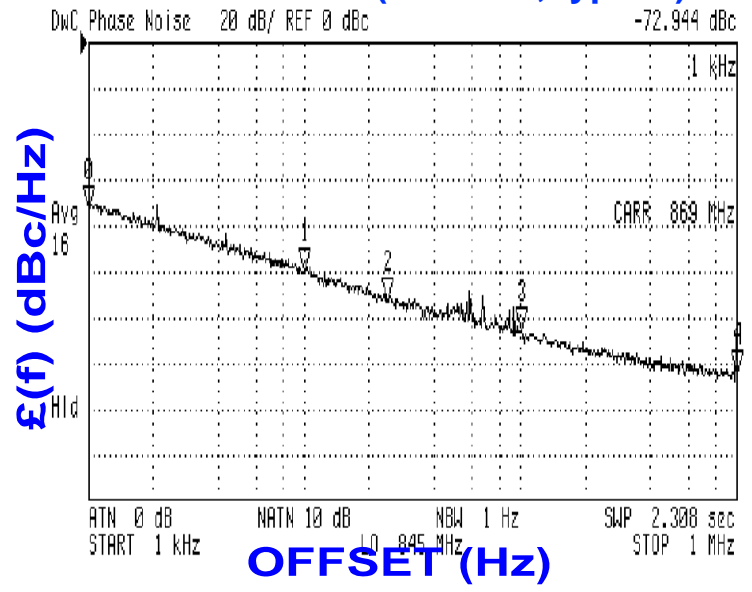




PHASE NOISE (1 Hz BW, typical)



FEATURES

- Frequency Range: 865 - 870 MHz
- Step Size: 50 KHz
- PLL-24 - Style Package

APPLICATIONS

- Basestations
- Satellite Communications
- Mobile Radios

PERFORMANCE SPECIFICATIONS

	VALUE	UNITS
Frequency Range	865 - 870	MHz
Phase Noise @ 10 kHz offset (1 Hz BW, typ.)	-100	dBc/Hz
Harmonic Suppression (2nd, typ.)	-15	dBc
Sideband Spurs (typ.)	-65	dBc
Power Output	2.5±2.5	dBm
Load Impedance	50	Ω
Step Size	50	KHz
Charge Pump Output Current	1250	μA
Switching Speed (typ., adjacent channel)	2	mSec
Startup Lock Time (typ.)	2	mSec
Operating Temperature Range	-40 to 85	°C
Package Style	PLL-24	

POWER SUPPLY REQUIREMENTS

Supply Voltage (Vcc, nom.)	5	Vdc
Supply Current (Icc, typ.)	22	mA

All specifications are typical unless otherwise noted and subject to change without notice.

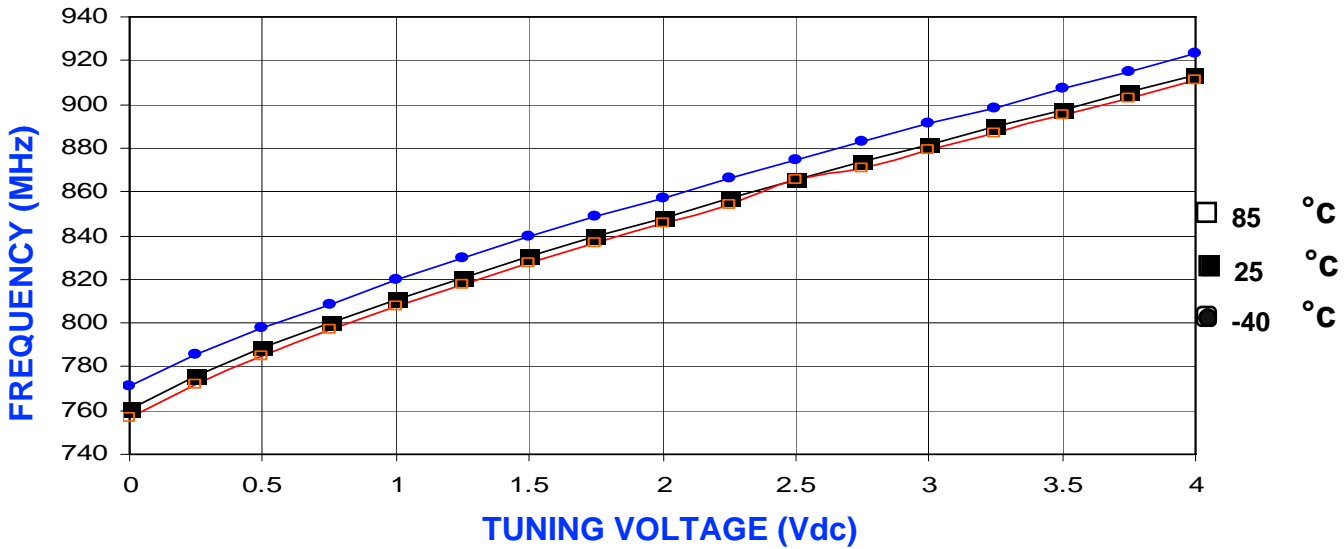
APPLICATION NOTES

- AN-107 : How to Solder Z-COMM VCOs / PLLs
- AN-200 : Mounting and Grounding of Z-COMM PLLs
- AN-201 : PLL Fundamentals AN-202 : PLL Functional Description

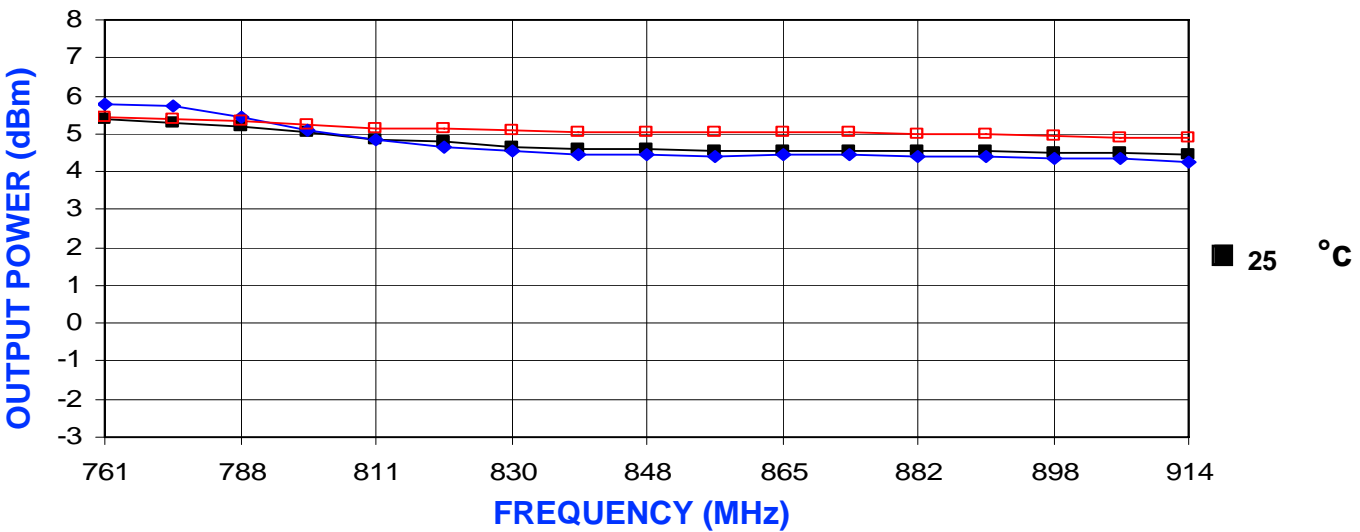
NOTES:

Reference Oscillator Signal: 5 MHz f_{osc} <math><100\text{ MHz}</math>
 Frequency Synthesizer: Analog Devices - ADF4106

VCO TUNING CURVE, typ.



VCO POWER CURVE, typ.



PHYSICAL DIMENSIONS

