



Data Sheet



Product Category: RF SAW Filter

Part Number
803-RF861.0M-A

Package
3.8 x 3.8 SMD

Application
Wireless Communication

Last Modified
Apr. 12 2003

TYPE :
861.0 MHz RF SAW Filter

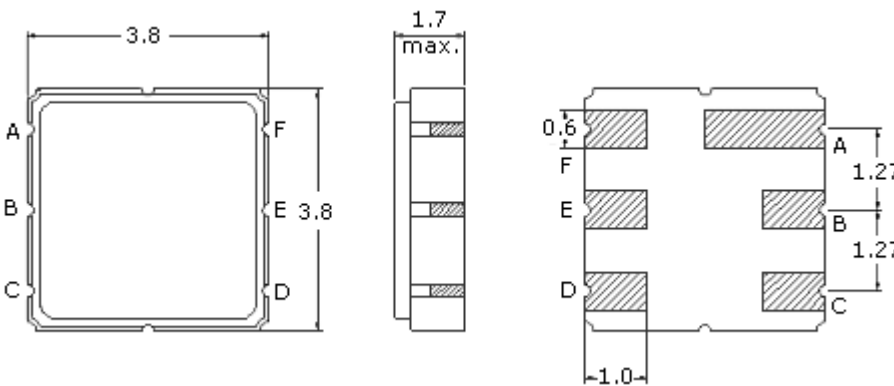
PART NUMBER :
803-RF861.0M-A



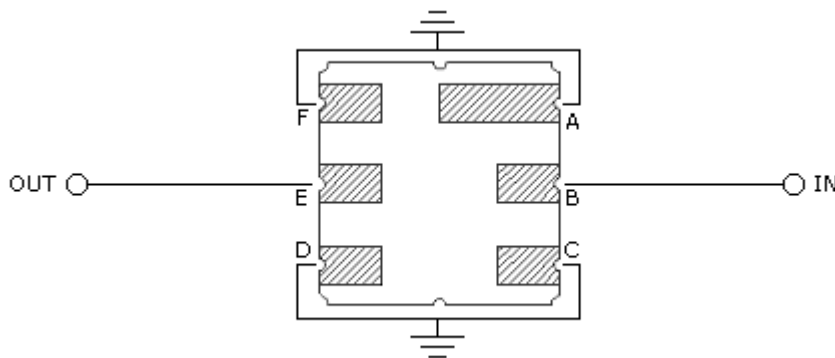
OPERATING CONDITIONS / ELECTRICAL CHARACTERISTICS

PARAMETERS	Condition	Minimum	Typical	Maximum	Units
Center Frequency (Fo)	-	-	861.0	-	MHz
Insertion Loss	851.0 ~ 871.0 MHz	-	2.8	4.5	dB
Ripple	851.0 ~ 871.0 MHz	-	0.4	1.5	dB
Stopband Attenuation	Fo -300.0 ~ Fo -45.0 MHz	40.0	50.0	-	dB
	Fo +93.0 ~ Fo +300.0 MHz	45.0	55.0	-	
Terminating Impedance	-	-	50/0	-	ohm/pF

* Custom SAW RF Filters available. Contact Oscilent for assistance.

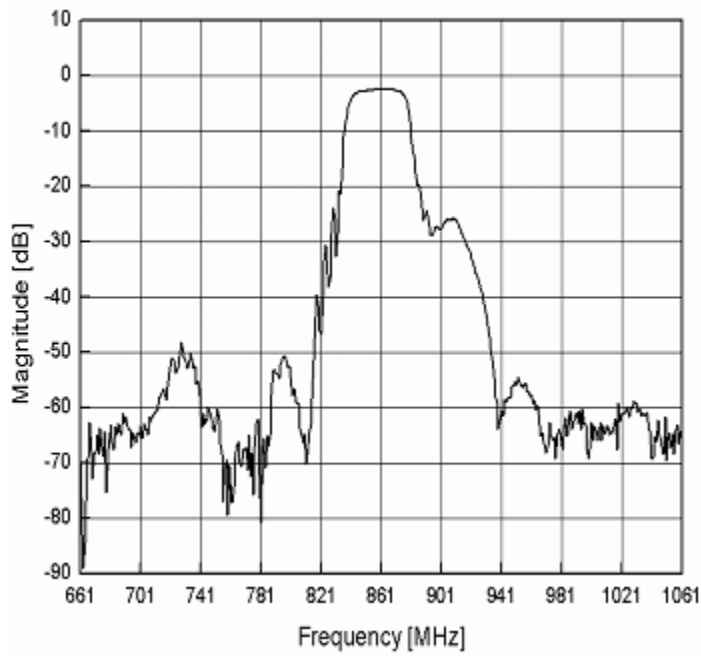


Pin Layout	
A	Ground
B	Input
C	Ground
D	Ground
E	Output
F	Ground



Test Fixture

Frequency Reponse



Oscilent Corporation - CALL **949.252.0522**
17962 Sky Park Circle . Building D . Irvine . CA 92614 . USA
Fax: 949.252.0599 . E-Mail: Sales@Oscilent.com

Part No.: 803-RF861.0M-A

Crystal Oscillators | Quartz Crystal | TCXO | VCXO | IF SAW Filter | RF SAW Filter | Ceramic Resonator
Crystal Filter | Ceramic Filter | SAW Filter / SAW Devices | Site Map