


C Series

1 WATTS 100 - 8KV SINGLE OUTPUT DC/DC INDUSTRIAL

Features

- Low ripple
- Miniature size
- Regulated
- 0-100% programmable output
- High stability, typically <50pm/°C
- Wide input voltage range, 11.5V to 16V
- Very low EMI/RFI
- Steel case with isolated case ground
- External gain adjust



Specifications

INPUT

Voltage	11.5 to 16VDC.
Current	See table.
Control voltage	0 to 5V, <100mA.

OUTPUT

Power	1W.
Voltage	Programmable, see table.

MODEL NUMBER	INTERNAL OSCILLA-FREQUENCY	% TRIM GAIN ADJUST	CONTROL RESPONSE TIME	
			ON	OFF
C01	200KHz – 250KHz	10%	2ms	1.5ms
C02	250KHz – 334KHz	11%	3.5ms	4ms
C02N	91KHz – 143KHz	5%	30ms	35ms
C03	200KHz – 285KHz	10%	16ms	12ms
C05	250KHz – 334KHz	10%	25ms	35ms
C05N	200KHz – 334KHz	11%	30ms	30ms
C06	250KHz – 285KHz	12%	30ms	35ms
C06N	142KHz – 200KHz	12%	25ms	35ms
C10	200KHz – 250KHz	7%	60ms	80ms
C10N	111KHz – 125KHz	7%	70ms	70ms
C12	100KHz – 125KHz	8%	60ms	100ms
C12N	91KHz – 100KHz	8%	80ms	100ms
C15	91KHz – 111KHz	10%	50ms	120ms
C15N	91KHz – 100KHz	10%	60ms	140ms
C20	125KHz – 142KHz	5%	100ms	300ms
C20N	91KHz – 100KHz	5%	140ms	500ms
C25	125KHz – 142KHz	9%	35ms	35ms
C25N	125KHz – 142KHz	9%	35ms	35ms
C30	77KHz – 100KHz	9%	35ms	120ms
C30N	84KHz – 91KHz	10%	60ms	140ms
C40	72KHz – 125KHz	6%	90ms	160ms
C40N	77KHz – 100KHz	6%	160ms	160ms
C50	90KHz – 145KHz	5%	140ms	200ms
C50N	140KHz – 170KHz	5%	140ms	180ms
C60	125KHz – 160KHz	5%	100ms	250ms
C60N	140KHz – 170KHz	5%	60ms	60ms
C80	100KHz – 150KHz	10%	200ms	250ms

ENVIRONMENTAL

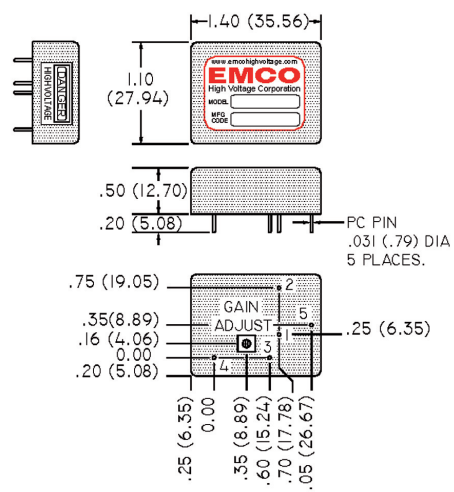
Operating temperature	-10°C to +60°C.
Storage temperature	-20°C to +90°C.

GENERAL

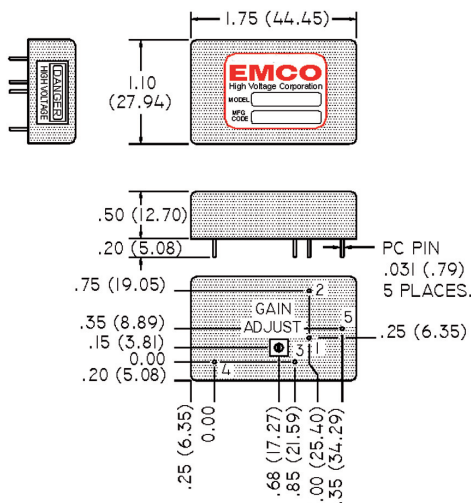
Dimensions	Case A: 35.56 x 27.94 x 12.70 mm. Case B: 44.45 x 27.94 x 12.70 mm. Case C: 53.34 x 27.94 x 12.70 mm. Case D: 63.50 x 31.75 x 15.24 mm.
------------	--

Technical Illustrations

CASE A



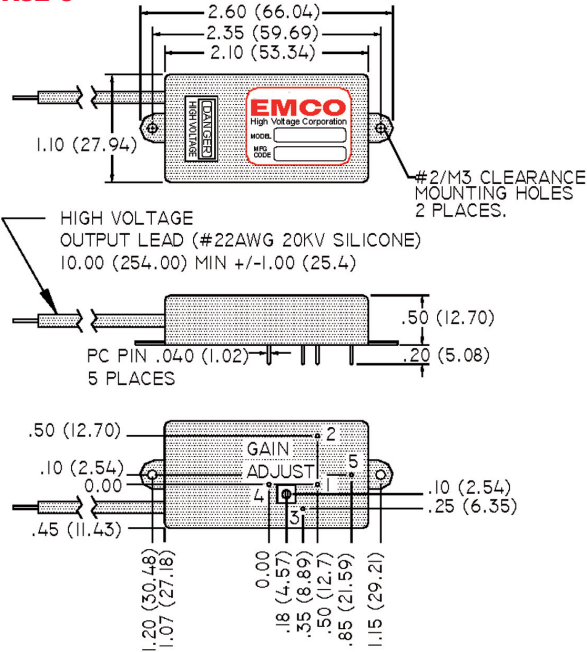
CASE B



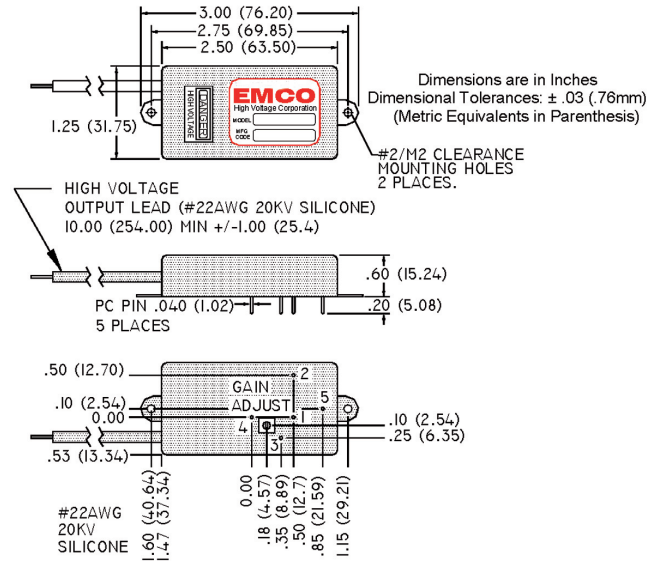
C Series

1 WATTS 100-8KV SINGLE OUTPUT DC/DC INDUSTRIAL

CASE C



CASE D



Selection Table

MODEL NUMBER	OUTPUT VOLTAGE	OUTPUT CURRENT	RIPPLE		INPUT CURRENT		REGULATION		CASE
			NO LOAD	FULL LOAD	NO LOAD	FULL LOAD	LOAD 0-100%	LINE 11.5-16V	
C01	0 to +100V	0 to 10mA	<0.03%	<0.75%	<8mA	<250mA	<0.10%	<0.10%	A
C02	0 to +200V	0 to 5mA	<0.02%	<0.05%	<10mA	<180mA	<0.10%	<0.10%	A
C02N	0 to -200V	0 to 5mA	<0.02%	<0.05%	<8mA	<210mA	<0.10%	<1.00%	A
C03	0 to +300V	0 to 3.3mA	<0.0025%	<0.03%	<10mA	<175mA	<0.10%	<0.10%	A
C05	0 to +500V	0 to 2mA	<0.002%	<0.004%	<16mA	<150mA	<0.07%	<0.10%	A
C05N	0 to -500V	0 to 2mA	<0.005%	<0.005%	<20mA	<160mA	<0.50%	<0.50%	A
C06	0 to +600V	0 to 1.67mA	<0.001%	<0.003%	<20mA	<150mA	<0.05%	<0.10%	A
C06N	0 to -600V	0 to 1.67mA	<0.005%	<0.006%	<25mA	<150mA	<0.50%	<0.10%	A
C10	0 to +1000V	0 to 1mA	<0.004%	<0.05%	<50mA	<150mA	<0.30%	<0.30%	A
C10N	0 to -1000V	0 to 1mA	<0.001%	<0.002%	<35mA	<175mA	<0.50%	<0.30%	A
C12	0 to +1250V	0 to 1mA	<0.002%	<0.004%	<35mA	<170mA	<0.10%	<0.10%	A
C12N	0 to -1250V	0 to 1mA	<0.002%	<0.003%	<50mA	<190mA	<1.750%	<0.10%	A
C15	0 to +1500V	0 to 0.67mA	<0.001%	<0.002%	<50mA	<150mA	<0.10%	<0.10%	A
C15N	0 to -1500V	0 to 0.67mA	<0.001%	<0.002%	<60mA	<170mA	<0.20%	<0.20%	A
C20	0 to +2000V	0 to 0.5mA	<0.001%	<0.002%	<50mA	<150mA	<0.15%	<0.10%	A
C20N	0 to -2000V	0 to 0.5mA	<0.001%	<0.002%	<70mA	<190mA	<0.15%	<0.10%	A
C25	0 to +2500V	0 to 0.4mA	<0.02%	<0.08%	<40mA	<150mA	<0.30%	<0.20%	B
C25N	0 to -2500V	0 to 0.4mA	<0.02%	<0.08%	<50mA	<160mA	<0.30%	<0.20%	B
C30	0 to +3000V	0 to 0.33mA	<0.02%	<0.08%	<60mA	<180mA	<0.20%	<0.05%	B
C30N	0 to -3000V	0 to 0.33mA	<0.02%	<0.20%	<75mA	<200mA	<0.30%	<0.075%	B
C40	0 to +4000V	0 to 0.25mA	<0.025%	<0.1%	<70mA	<150mA	<0.25%	<0.20%	B
C40N	0 to -4000V	0 to 0.25mA	<0.03%	<0.07%	<85mA	<200mA	<0.20%	<0.10%	B
C50	0 to +5000V	0 to 0.200mA	<0.1%	<0.1%	<80mA	<200mA	<0.25%	<0.10%	C
C50N	0 to -5000V	0 to 0.200mA	<0.1%	<0.1%	<80mA	<200mA	<0.25%	<0.10%	C
C60	0 to +6000V	0 to 0.166mA	<0.1%	<0.1%	<100mA	<200mA	<0.25%	<0.10%	C
C60N	0 to -6000V	0 to 0.166mA	<0.1%	<0.1%	<100mA	<225mA	<0.25%	<0.15%	C
C80	0 to +8000V	0 to 0.125mA	<0.2%	<0.2%	<100mA	<250mA	<0.75%	<0.15%	D
C80N	0 to -8000V	0 to 0.125mA	<0.2%	<0.2%	<100mA	<250mA	<0.75%	<0.15%	D