

PLEASE CHECK WWW.MOLEX.COM FOR LATEST PART INFORMATION

Part Number: [0399400517](#)
Status: **Active**
Description: 5.08mm (.200") Pitch Beau™ EuroMate™ Pluggable PCB Terminal Block, Dual Level, 270° Wire Entry, with Retention Screws, 17 Circuits

Documents:

[Drawing \(PDF\)](#) [RoHS Certificate of Compliance \(PDF\)](#)
[Product Specification PS-39940-001 \(PDF\)](#)

Agency Certification

UL E48521

General

Product Family	Terminal Blocks
Series	39940
Application	Wire-to-Board
Comments	Gold plating available
Component Type	Plug
Product Literature Order No	USA-264
Product Name	EuroMate™ Pluggable
Type	Euro Block

Physical

Circuits (Loaded)	17
Color - Resin	Black
Entry Angle	Horizontal
Flammability	94V-0
Lock to Mating Part	Yes
Material - Resin	Nylon
Number of Rows	2
Orientation	Vertical
PCB Retention	N/A
Panel Mount	No
Pitch - Mating Interface (in)	0.200 In
Pitch - Mating Interface (mm)	5.08 mm
Pitch - Term. Interface (in)	0.200 In
Pitch - Term. Interface (mm)	5.08 mm
Polarized to Mating Part	Yes
Shrouded	Tri-Barrier
Stackable	No
Temperature Range - Operating	130°C
Termination Interface: Style	Screw or Lug
Wire Size AWG	12, 14, 16, 18, 20, 22
Wire Size mm²	0.50 - 2.50

Electrical

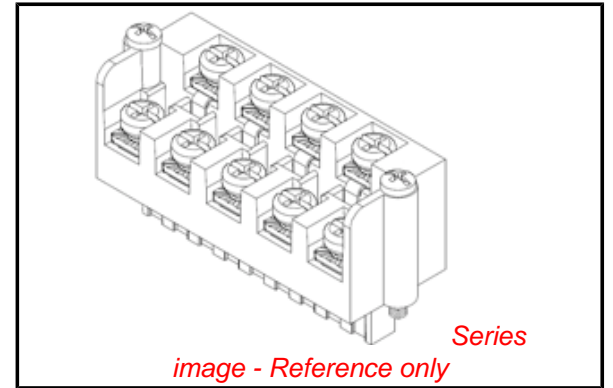
Current - Maximum per Contact	15A
Voltage - Maximum	300V

Material Info

Old Part Number 946917

Reference - Drawing Numbers

Product Specification	PS-39940-001
Sales Drawing	SD-39940-003



EU RoHS

ELV and RoHS Compliant
REACH SVHC
 Not Reviewed
Halogen-Free Status
 Not Reviewed

China RoHS



Need more information on product environmental compliance?

Email productcompliance@molex.com
 For a multiple part number RoHS Certificate of Compliance, [click here](#)

Please visit the [Contact Us](#) section for any non-product compliance questions.

Search Parts in this Series

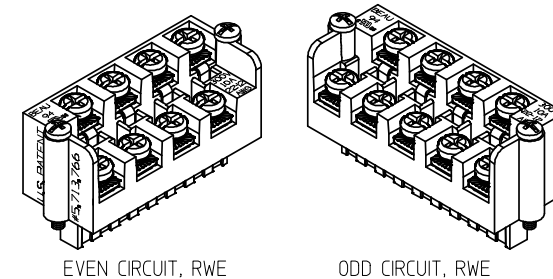
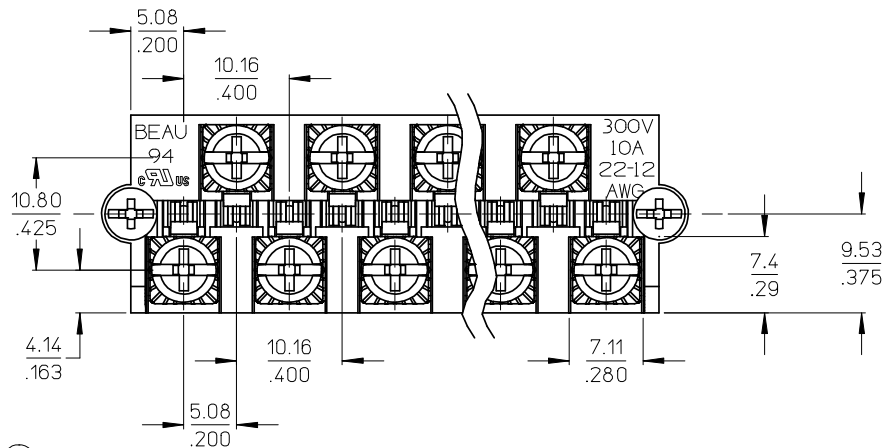
[39940Series](#)

Mates With

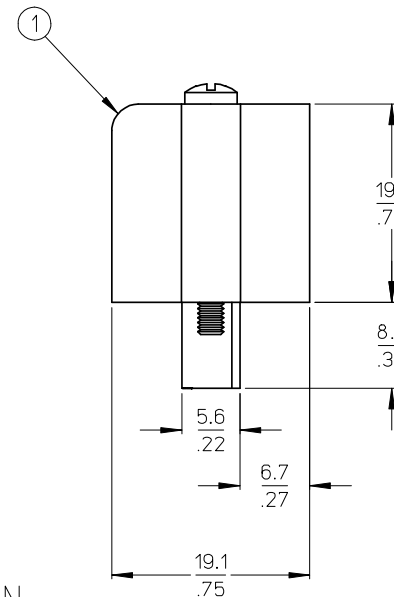
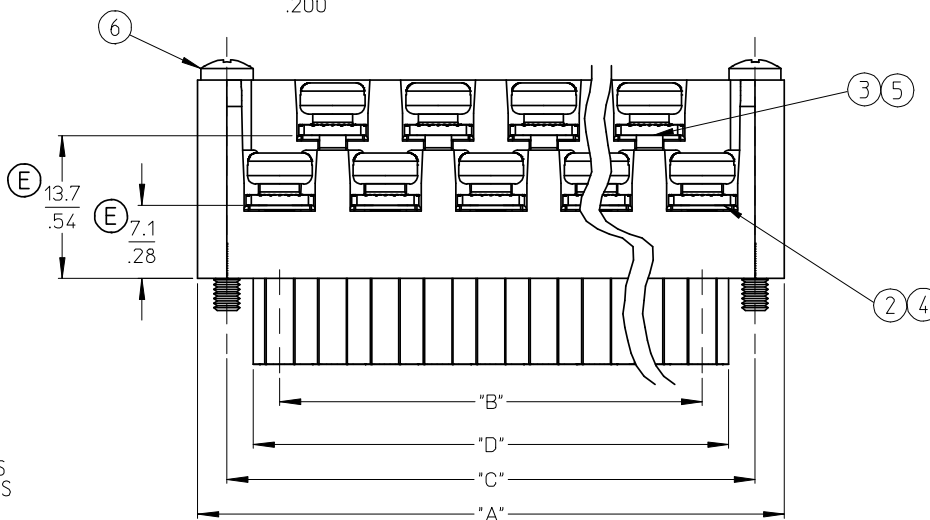
[39535-0017](#) , [39535-4017](#) , [39536-0017](#) , [39536-4017](#)

This document was generated on 05/13/2010

PLEASE CHECK WWW.MOLEX.COM FOR LATEST PART INFORMATION



AUXILIARY VIEWS
SCALE 1:1



NOTES:

1. MATERIAL: SEE TABLE
2. FINISHES: SEE TABLE
3. PRODUCT SPECIFICATION: NOT REQUIRED
4. PACKAGING: NOT REQUIRED
5. MATES WITH: MOST 5.08 (.200) PIN HEADERS
6. "XX" REFERS TO THE QUANTITY OF CIRCUITS
7. ROHS COMPLIANT



ODD CIRCUIT CONFIGURATION SHOWN

8	2	2	SCREW, MOUNTING, M2.5 X .450	STEEL	ZINC CHROMATE
7	XX	XX	SCREW, M3.5 X .280	STEEL	ZINC CHROMATE
6	XX	XX	NUT, M3.5, HEX	STEEL	ZINC CHROMATE
5	XX/2	(XX-1/2)	REAR ROW TERMINAL (-G30 OPT.)	PHOS. BRONZE	SELECTIVE GOLD
4	XX/2	(XX+1/2)	FRONT ROW TERMINAL (-G30 OPT.)	PHOS. BRONZE	SELECTIVE GOLD
3	XX/2	(XX-1/2)	REAR ROW TERMINAL	PHOS. BRONZE	HOT TIN DIP
2	XX/2	(XX+1/2)	FRONT ROW TERMINAL	PHOS. BRONZE	HOT TIN DIP
1	1	1	BARRIER	THERMOPLASTIC	BLACK
ITEM	QTY. (EVEN NO. OF CIRCUITS)	QTY. (ODD NO. OF CIRCUITS)	DESCRIPTION	MATERIAL	FINISH

REVISED & REDRAWN
EC NO: WNA2008-0391
DRWN: JENC INAS 2008/07/01
CHKD: CYORK 2008/07/02
APPR: JMACNEIL 2008/07/07

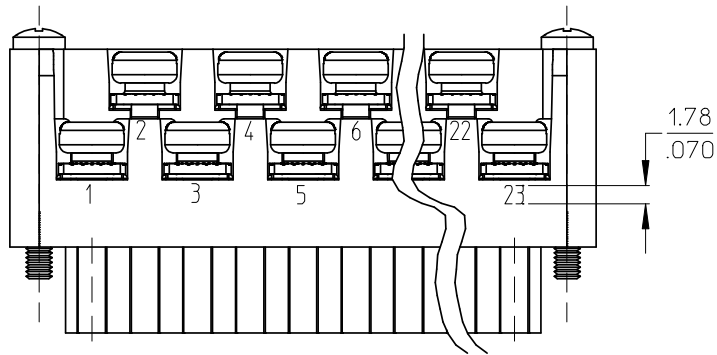
QUALITY SYMBOLS
▽=0
▽=0

GENERAL TOLERANCES (UNLESS SPECIFIED)	
	MM/IN
4 PLACES	± --- ± ---
3 PLACES	± --- ± .005
2 PLACES	± 0.13 ± .01
1 PLACE	± 0.3 ± ---
ANGULAR ± 2 °	
DRAFT WHERE APPLICABLE MUST REMAIN WITHIN DIMENSIONS	

DIMENSION STYLE	
MM/IN	
DRAWN BY	DATE
C. YORK	2004/03/18
CHECKED BY	DATE
R. STONE	2004/03/18
APPROVED BY	DATE
G. ROBERTSON	2004/03/18
MATERIAL NO.	
SEE SHEET 2	
SIZE	B

SCALE	2:1	DESIGN UNITS	INCH	THIRD ANGLE PROJECTION
TITLE				
5.08/.200 PLUG ASSY, FWE WITH STD. MOUNTING ENDS (9469XX)				
MOLEX INCORPORATED			SHEET NO.	
DOCUMENT NO.			1 OF 2	
SD-39940-003				
THIS DRAWING CONTAINS INFORMATION THAT IS PROPRIETARY TO MOLEX INCORPORATED AND SHOULD NOT BE USED WITHOUT WRITTEN PERMISSION				

NO. OF CIRC. "XX"	"A"	"B"	"C"	"D" ^{+0.00} _{-0.25} [^{+0.000} _{-0.010}]	MATERIAL NO. (STANDARD)	MATERIAL NO. (-G30 OPT.)	MATERIAL NO. (-10A OPT.)
03	25.9 [1.02]	10.16 [.400]	20.32 [.800]	15.2 [.60]	399400503	399410503	
04	31.0 [1.22]	15.24 [.600]	25.40 [1.000]	20.3 [.80]	399400504	399410504	
05	36.1 [1.42]	20.32 [.800]	30.48 [1.200]	25.4 [1.00]	399400505	399410505	
06	41.1 [1.62]	25.40 [1.000]	35.56 [1.400]	30.5 [1.20]	399400506	399410506	
07	46.2 [1.82]	30.48 [1.200]	40.64 [1.600]	35.6 [1.40]	399400507	399410507	
08	51.3 [2.02]	35.56 [1.400]	45.72 [1.800]	40.6 [1.60]	399400508	399410508	
09	56.4 [2.22]	40.64 [1.600]	50.80 [2.000]	45.7 [1.80]	399400509	399410509	
10	61.5 [2.42]	45.72 [1.800]	55.88 [2.200]	50.8 [2.00]	399400510	399410510	
11	66.5 [2.62]	50.80 [2.000]	60.96 [2.400]	55.9 [2.20]	399400511	399410511	
12	71.6 [2.82]	55.88 [2.200]	66.04 [2.600]	61.0 [2.40]	399400512	399410512	
13	76.7 [3.02]	60.96 [2.400]	71.12 [2.800]	66.0 [2.60]	399400513	399410513	
14	81.8 [3.22]	66.04 [2.600]	76.20 [3.000]	71.1 [2.80]	399400514	399410514	399490015
15	86.9 [3.42]	71.12 [2.800]	81.28 [3.200]	76.2 [3.00]	399400515	399410515	
16	91.9 [3.62]	76.20 [3.000]	86.36 [3.400]	81.3 [3.20]	399400516	399410516	
17	97.0 [3.82]	81.28 [3.200]	91.44 [3.600]	86.4 [3.40]	399400517	399410517	
18	102.1 [4.02]	86.36 [3.400]	96.52 [3.800]	91.4 [3.60]	399400518	399410518	
19	107.2 [4.22]	91.44 [3.600]	101.60 [4.000]	96.5 [3.80]	399400519	399410519	
20	112.3 [4.42]	96.52 [3.800]	106.68 [4.200]	101.6 [4.00]	399400520	399410520	
21	117.3 [4.62]	101.60 [4.000]	111.76 [4.400]	106.7 [4.20]	399400521	399410521	
22	122.4 [4.82]	106.68 [4.200]	116.84 [4.600]	111.8 [4.40]	399400522	399410522	
23	127.5 [5.02]	111.76 [4.400]	121.92 [4.800]	116.8 [4.60]	399400523	399410523	
24	132.6 [5.22]	116.84 [4.600]	127.00 [5.000]	121.9 [4.80]	399400524	399410524	



OPTIONAL
10A IMPRINTING
(ODD CIRCUIT CONFIGURATION SHOWN)

SEE SHEET 1 E.C. NO: WNA2008-0391 DRWN: JENCINAS 2008/07/01 CHKD: CYORK 2008/07/02 APPR: JMACNEIL 2008/07/02	QUALITY SYMBOLS	GENERAL TOLERANCES (UNLESS SPECIFIED)	DIMENSION STYLE	SCALE	DESIGN UNITS	THIRD ANGLE PROJECTION	
	▽=0 ∇=0	mm INCH 4 PLACES ± --- ± --- 3 PLACES ± --- ± .005 2 PLACES ± 0.13 ± .01 1 PLACE ± 0.3 ± --- ANGULAR ± 2 °	MM/IN	2:1	INCH		
		DRAFT WHERE APPLICABLE MUST REMAIN WITHIN DIMENSIONS	DRAWN BY DATE C. YORK 2004/03/18 CHECKED BY DATE R. STONE 2004/03/18 APPROVED BY DATE G. ROBERTSON 2004/03/18	TITLE	5.08/.200 PLUG ASSY, FWE WITH STD. MOUNTING ENDS (9469XX)		
			MATERIAL NO. SEE CHART SIZE B THIS DRAWING CONTAINS INFORMATION THAT IS PROPRIETARY TO MOLEX INCORPORATED AND SHOULD NOT BE USED WITHOUT WRITTEN PERMISSION	MOLEX MOLEX INCORPORATED DOCUMENT NO. SD-39940-003 SHEET NO. 2 OF 2			