

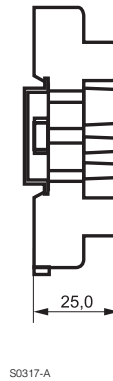
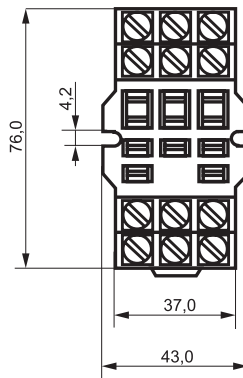

Accessories Power Relay RM

- For RM 2 / 3 pole, 10 / 16 A
- RoHS compliant (Directive 2002/95/EC)

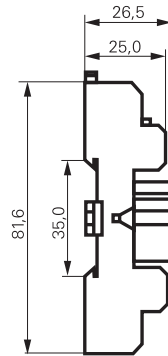
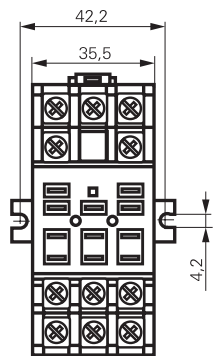


RM Sockets with screw-type terminals RM 78 704, RM 78 705


RM 78704 Socket with screw-type terminals



RM 78 705 Socket with screw-type terminals



Approvals

 REG.-Nr. 5333 ÜG-2 (RM 78 704), REG.-Nr. 4003144 in preparation

Technical data	RM 78 704	RM 78 705
Rated current		16 A
Rated voltage / max.switching voltage AC	380 VAC	250 VAC
Dielectric strength coil-contact circuit		2500 V _{rms}
open contact circuit		1500 V _{rms}
adjacent contact circuits		2500 V _{rms}
Clearance / creepage coil-contact circuit	≥ 4.0/14.9 mm	
Material group of insulation parts	≥ IIIa	
Insulation to IEC 60664-1		
Type of insulation coil-contact circuit		basic
open contact circuit		functional
adjacent contact circuits		basic
Rated insulation voltage		250 V
Pollution degree		2
Rated voltage system		230/400 V
Overvoltage category		III
RoHS - Directive 2002/95/EC		
RM 78 704	compliant as per product date code 0312	
RM 78 705	compliant as per product date code 0522	
Degree of protection DIN 40050	IP20	
Ambient temperature range	-40...+50°C	-40...+40°C
Terminals	screw	
Terminal screw torque acc. IEC 61984	0.8 Nm	
max.	1.2 Nm	
Wire cross section		
single wire	2 x 2.5 mm ²	
fine wire	2 x 2.5 mm ²	
with bootlace crimp (DIN 46228/1)	2 x 1.5 mm ²	
Insertion cycles	A (10)	
Max. Insertion Force total	100 N	
Mounting distance	0, dense packing	
Weight	66 g	
Packaging unit	100 pcs	

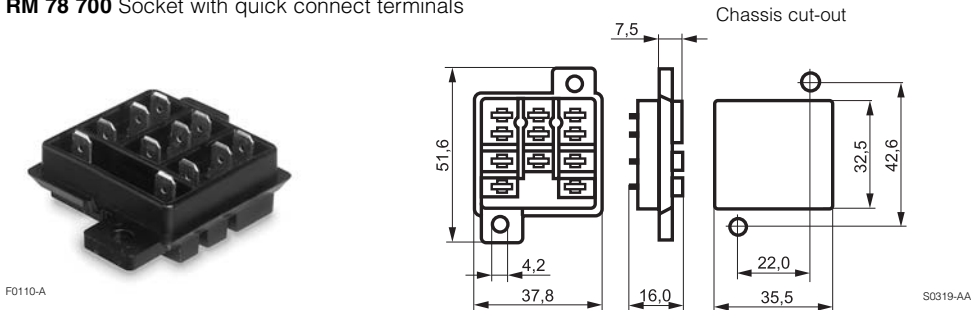
Socket with screw-type terminals

Type		Part Number
RM 78 704	Socket with screw-type terminals	2-1393844-4
RM 78 705	Socket with screw-type terminals	2-1393844-5

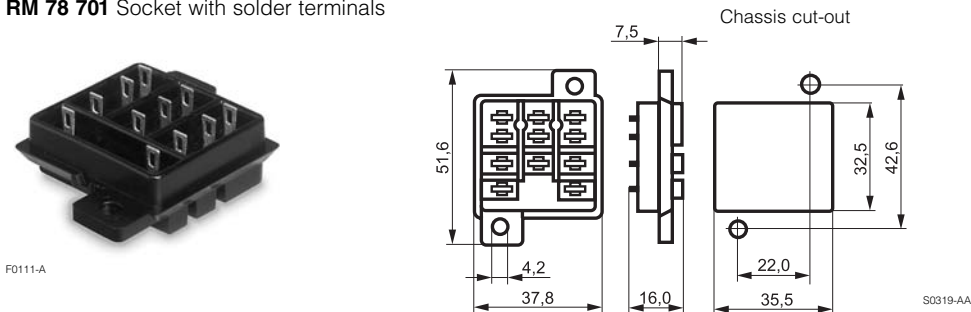
Accessories Power Relay RM (Continued)

RM Sockets for PCB and with solder terminals RM 78 700/701/702

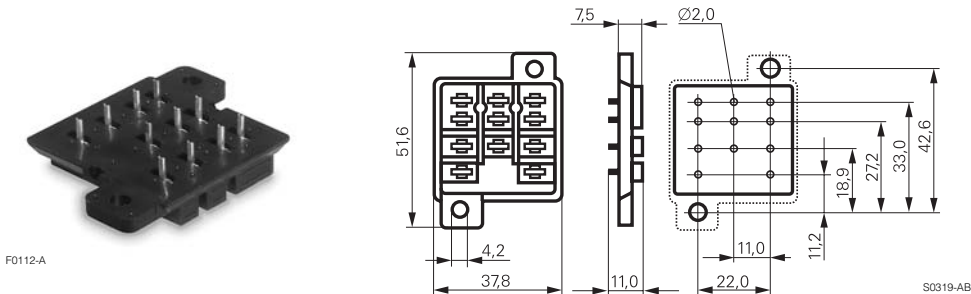
RM 78 700 Socket with quick connect terminals



RM 78 701 Socket with solder terminals



RM 78 702 Socket with PCB terminals



Approvals

UL US E135149

Technical data

RM 78 700/701/702

Rated current	10 A
Rated voltage / max. switching voltage AC	240/400 VAC
Dielectric strength coil-contact circuit	2500 V _{rms}
open contact circuit	1500 V _{rms}
adjacent contact circuits	2500 V _{rms}
Clearance / creepage coil-contact circuit	≥ 4.0/6.3 mm
Material group of insulation parts	≥ IIIa
Insulation to IEC 60664-1	
Type of insulation coil-contact circuit	basic
open contact circuit	functional
adjacent contact circuits	basic
Rated insulation voltage	250 V
Pollution degree	2
Rated voltage system	230/400 V
Overvoltage category	III

Technical data (Continued)	RM 78 700/701/702
RoHS - Directive 2002/95/EC	compliant
Degree of protection DIN 40050	IP20
Ambient temperature range	-40...+70°C
Terminals	pcb, solder terminals
Insertion cycles	A (10)
Max. Insertion Force total	100 N
Mounting distance	0, dense packing
Resistance to soldering heat	270°C / 10 s
Weight	9 g
Packaging unit	25 pcs

Sockets		
Type		Part Number
RM 78 700	Socket with quick connect terminals	1419118-6
RM 78 701	Socket with solder terminals	4-1393149-9
RM 78 702	Socket with PCB terminals	2-1393844-3

Accessories for RM 78 700, RM 78 701, RM 78 702		
Type		Part Number
RM 28 802	Metal retaining clip RM	1419118-5