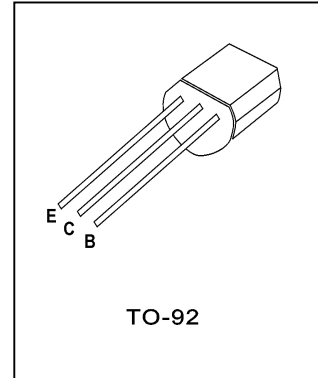


- **FEATURES:** ■ HIGH VOLTAGE CAPABILITY    ■ HIGH SPEED SWITCHING    ■ WIDE SOA
- **APPLICATION:** ■ FLUORESCENT LAMP    ■ ADAPTER CHARGER

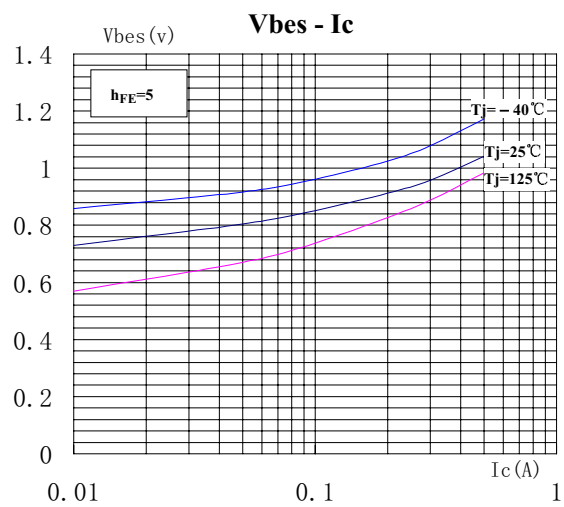
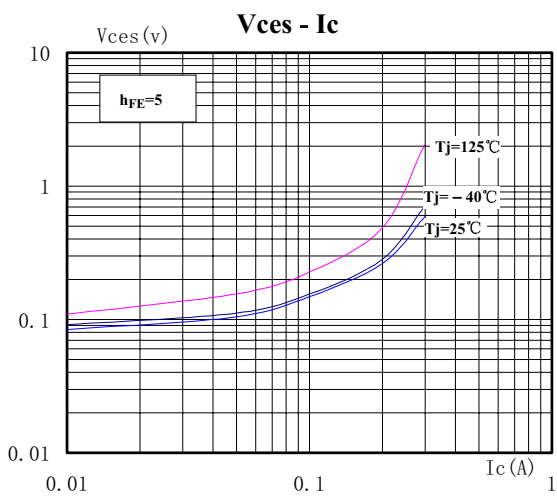
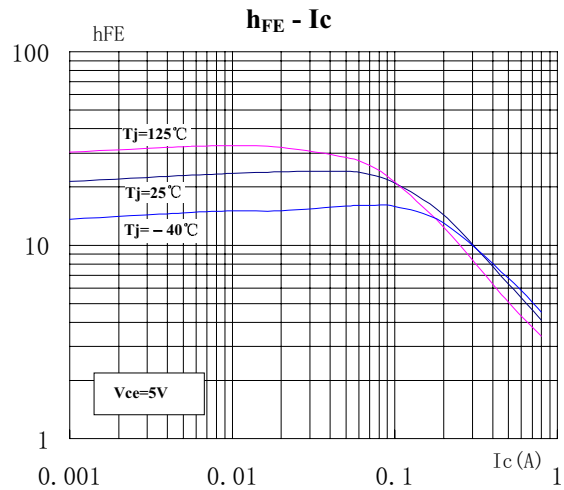
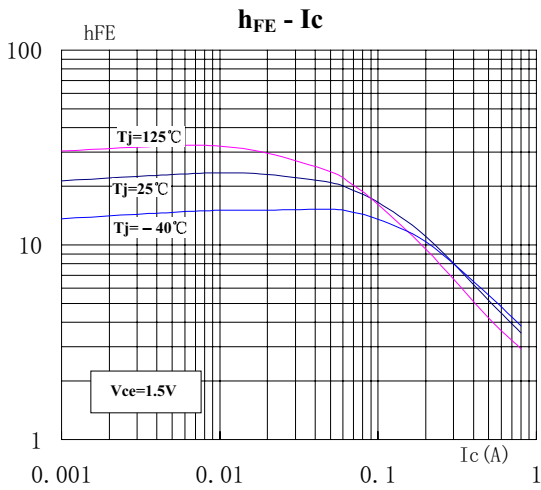
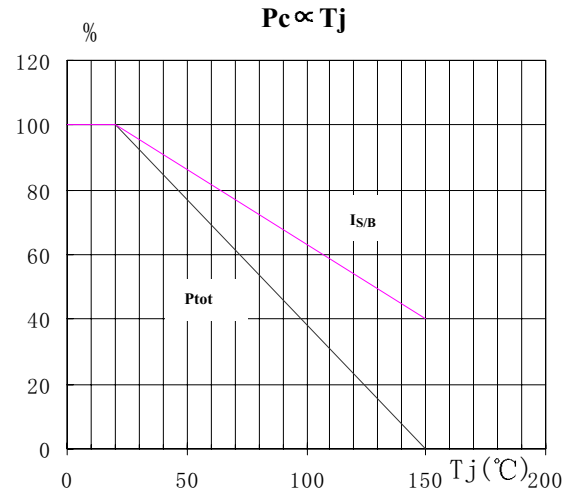
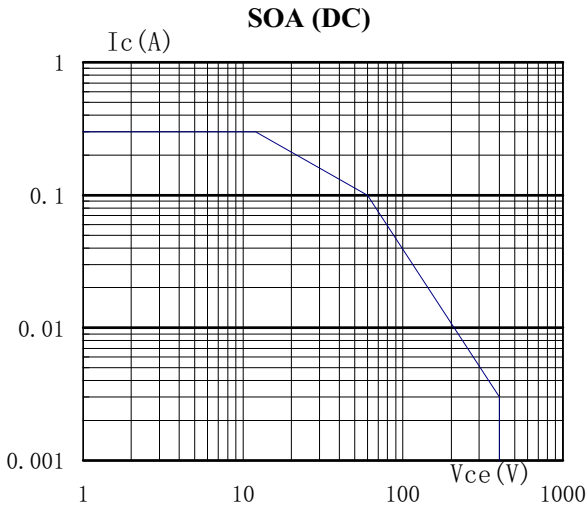
● **Absolute Maximum Ratings (TC=25°C)** **TO-92**

| PARAMETER                 | SYMBOL    | VALUE   | UNIT |
|---------------------------|-----------|---------|------|
| Collector-Base Voltage    | $V_{CBO}$ | 700     | V    |
| Collector-Emitter Voltage | $V_{CEO}$ | 480     | V    |
| Emitter- Base Voltage     | $V_{EBO}$ | 9       | V    |
| Collector Current         | $I_C$     | 0.5     | A    |
| Total Power Dissipation   | $P_C$     | 7       | W    |
| Junction Temperature      | $T_j$     | 150     | °C   |
| Storage Temperature       | $T_{stg}$ | -65-150 | °C   |



● **Electronic Characteristics (Tc=25°C)**

| CHARACTERISTICS                      | SYMBOL    | TEST CONDITION   | MIN | MAX | UNIT    |
|--------------------------------------|-----------|--|-----|-----|---------|
| Collector-Base Cutoff Current        | $I_{CBO}$ | $V_{CB}=700V$  |     | 100 | $\mu A$ |
| Collector-Emitter Cutoff Current     | $I_{CEO}$ | $V_{CE}=480V, I_B=0$                                     |     | 250 | $\mu A$ |
| Collector-Emitter Voltage            | $V_{CEO}$ | $I_C=10mA, I_B=0$  | 480 |     | V       |
| Emitter- Base Voltage                | $V_{EBO}$ | $I_E=1mA, I_C=0$   | 9   |     | V       |
| Collector-Emitter Saturation Voltage | $V_{ces}$ | $I_C=0.05A, I_B=0.01A$                                   |     | 0.5 | V       |
|                                      |           | $I_C=0.1A, I_B=0.02A$                                    |     | 1.0 |         |
|                                      |           | $I_C=0.3A, I_B=0.1A$                                     |     | 3.0 |         |
| Base-Emitter Saturation Voltage      | $V_{BES}$ | $I_C=0.1A, I_B=0.02A$                                    |     | 1.5 | V       |
| DC Current Gain                      | $h_{FE}$  | $V_{CE}=5V, I_C=1mA$                                     | 8   |     |         |
|                                      |           | $V_{CE}=5V, I_C=20mA$                                    | 10  | 40  |         |
|                                      |           | $V_{CE}=5V, I_C=200mA$                                   | 8   |     |         |
| Storage Time                         | $t_s$     | $V_{CC}=250V,$<br>$I_C=5I_B$<br>$I_{B1} = -I_{B2}=0.04A$ |     | 2.0 | $\mu S$ |
| Falling Time                         | $t_f$     |  |     | 0.8 |         |



**TO-92 MECHANICAL DATA**

UNIT: mm

| SYMBOL   | min  | nom  | max |
|----------|------|------|-----|
| A        | 4.3  |      | 5.3 |
| b        | 0.3  |      |     |
| c        | 0.3  |      |     |
| $\phi D$ | 4.3  |      | 5.2 |
| D        |      |      |     |
| d        | 1.0  |      | 1.7 |
| E        | 3.2  |      | 4.2 |
| e        |      | 2.54 |     |
| e1       |      | 1.27 |     |
| L        | 12.7 |      |     |
| L1       |      |      | 2.0 |

