



actual size

# Quartz Crystal · HC49/U-SMC

SMD Crystal Version · 17.5 x 10.8 mm

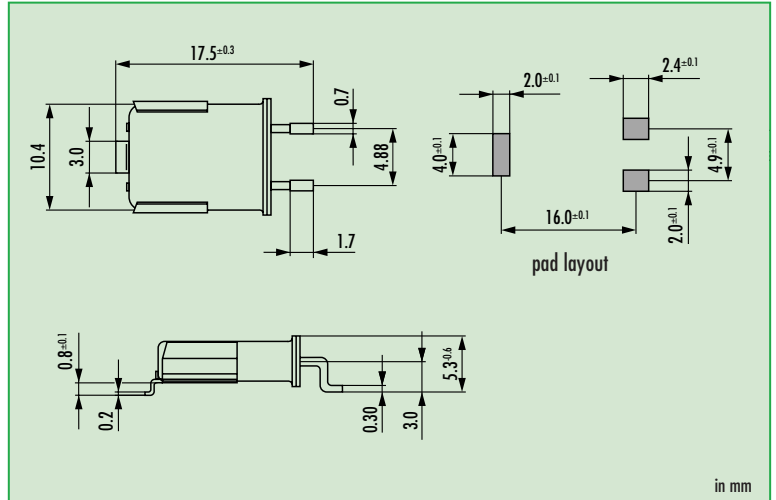
- available for developed frequencies only
- SMD version
- reflow soldering temperature: 260 °C max.



## General Data

type	S (HC49/U-SMC)
frequency range	0.92160 / 1.000 MHz (fund. SL-cut)
	1.8432 ~ 40.0 MHz (fund. AT-cut)
	20.0 ~ 105.0 MHz (3rd OT AT-cut)
	50.0 ~ 175.0 MHz (5th OT AT-cut)
	70.0 ~ 250.0 MHz (7th OT AT-cut)
frequency tolerance at 25 °C	± 3 ppm ~ ± 50 ppm
load capacitance $C_L$	8 pF ~ 32 pF or series
shunt capacitance $C_0$	< 7 pF
storage temperature	-55 °C ~ +125 °C
drive level max.	1.0 mW
aging	< ± 5 ppm first year

## Dimensions



## Frequency Stability vs. Temperature

		± 3 ppm	± 5 ppm	± 10 ppm	± 30 ppm	± 50 ppm	± 100 ppm
0 °C ~ +60 °C		○	○	○			
-20 °C ~ +70 °C	STD.		○	○	●		
-40 °C ~ +85 °C	T1			○	○	●	
-40 °C ~ +90 °C	T4				○	○	○
-40 °C ~ +105 °C	T2				○	○	○
-40 °C ~ +125 °C	T3						○

● standard  
○ available

## ESR (series resistance $R_s$ )

frequency in MHz	vibration mode	ESR max. in $\Omega$	ESR typ. in $\Omega$
0.92 / 1.000	fund.-SL	3000	800
1.8432	fund.-AT	800	400
2.00 ~ 2.999	fund.-AT	400	200
3.00 ~ 3.4999	fund.-AT	150	50
3.57 ~ 6.9999	fund.-AT	60	20
7.00 ~ 12.999	fund.-AT	30	15
13.0 ~ 40.000	fund.-AT	20	10
20.0 ~ 105.00	3rd OT-AT	80	35
50.0 ~ 175.00	5th OT-AT	150	70

## Order Information

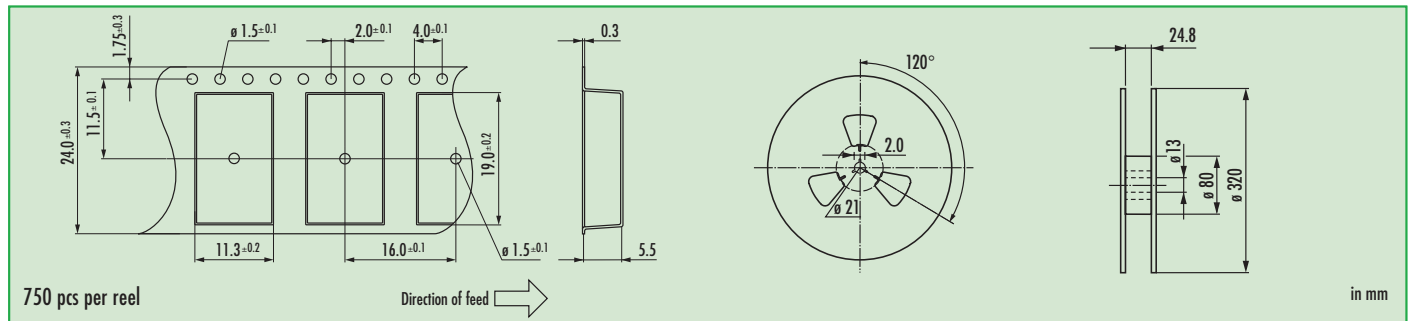
Q	frequency	type	load capacitance in pF	stability at 25 °C	stability vs. temp. range	SMD version	option
Quartz	0.9216 ~ 250.0 MHz	S	30 pF standard 12 pF ~ 32 pF S for series	± 3 ppm ~ ± 50 ppm see table	± 100 ppm SL-cut other see table	SMC	blank = -20 °C ~ +70 °C T1 = -40 °C ~ +85 °C T2 = -40 °C ~ +105 °C T3 = -40 °C ~ +125 °C T4 = -40 °C ~ +90 °C FU = for fundamental frequencies ≥ 20 MHz 30T = 3rd overtone 50T = 5th overtone 70T = 7th overtone

Example: Q 28.0-S-30-30/30-FU-SMC (Suffix LF = RoHS compliant / Pb free pins)

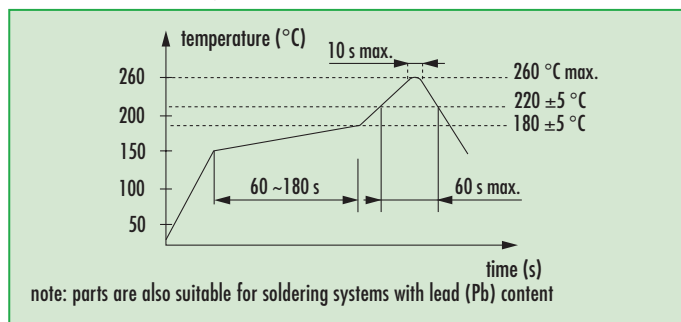


# Quartz Crystal · HC49/U-SMC

## Taping Specification SMD Version



## Reflow Soldering Profile



## Marking

frequency  
company code / load capacitance  
data code / internal code