

Applications

- Portable equipment battery applications
- SMPS applications

Features

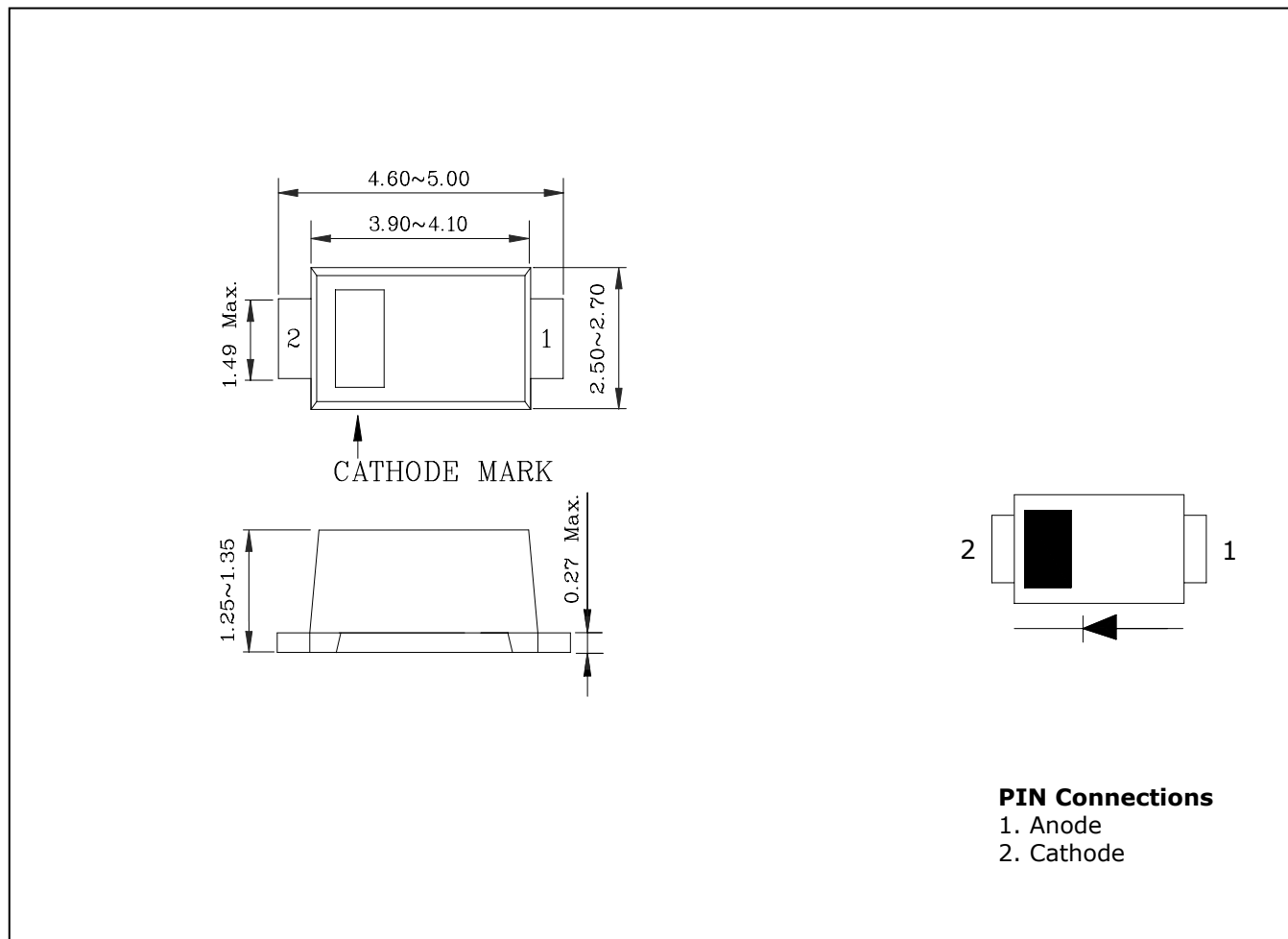
- Low switching loss
- High reliability
- Very low reverse current: $I_R=0.15\text{mA Max. @ }V_R=30\text{V}$
- Low forward voltage: $V_F=0.5\text{V Max. @ }I_F=3\text{A}$

Ordering Information

Type No.	Marking	Package Code
SDB330B	3A30B	SOD-106

Outline Dimensions

unit : mm



Absolute Maximum Ratings

(Ta=25°C)

Characteristic	Symbol	Rating	Unit
Peak reverse voltage	V_{RM}	30	V
Reverse voltage	V_R	30	V
Forward current	I_F	3.0	A
Peak surge forward current (Non-repetitive 60Hz sine wave)	I_{FSM}	30	A
Junction temperature	T_J	150	°C
Storage temperature range	T_{stg}	-55~150	°C

Electrical Characteristics

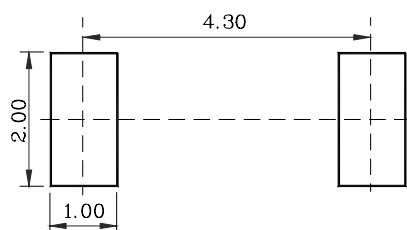
(Ta=25°C)

Characteristic	Symbol	Test Condition	Min.	Typ.	Max.	Unit
Forward voltage	V_F ¹⁾	$I_F=3A$	-	-	0.5	V
Reverse current	I_R	$V_R=30V$	-	-	0.15	mA
Total capacitance	C_T	$V_R=10V, f=1MHz$	-	160	-	pF
Thermal resistance	R_{th}	Junction to ambient ²⁾	-	-	76	°C/W

1) Pulse test : $t_p \leq 380 \mu s$, Duty cycle $\leq 2\%$

2) Device mounted on glass epoxy PCB (recommanderable minimum solder land)

※ Recommend PCB solder land [Unit : mm]



Electrical Characteristic Curves

Fig. 1 $I_F - V_F$

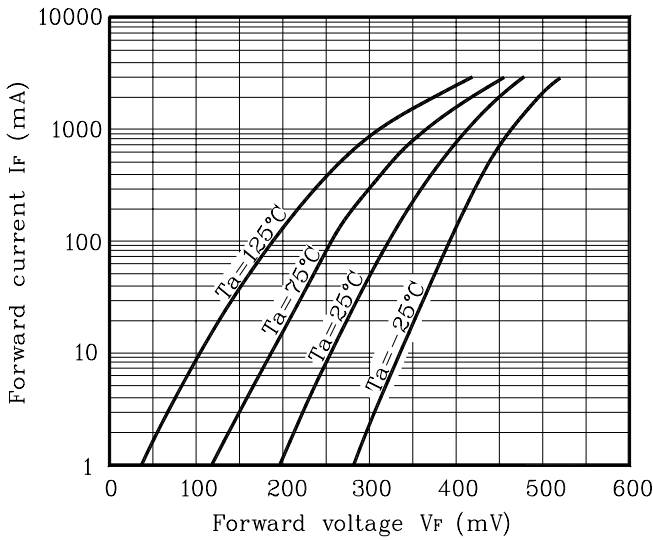


Fig. 2 $I_R - V_R$

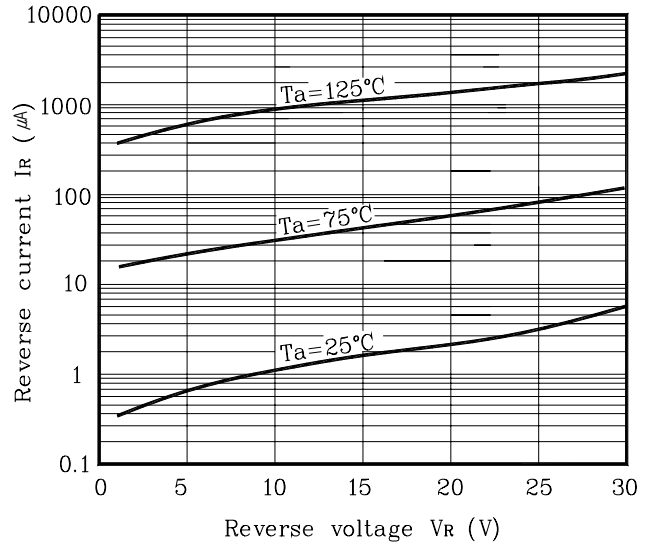
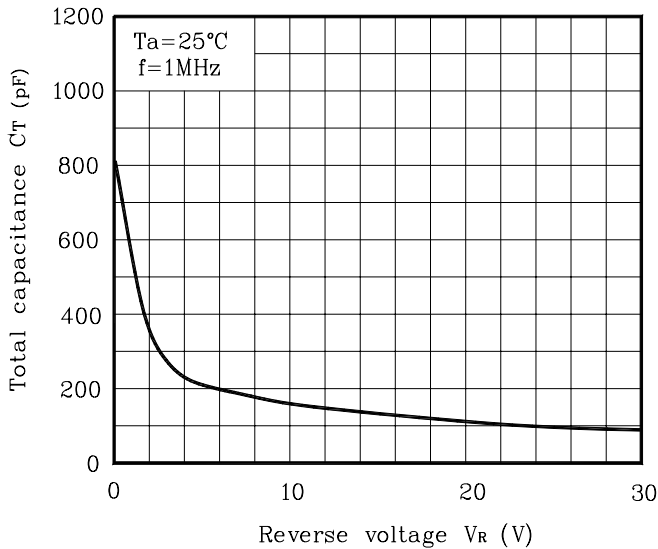


Fig. 3 $C_T - V_R$



The AUK Corp. products are intended for the use as components in general electronic equipment (Office and communication equipment, measuring equipment, home appliance, etc.).

Please make sure that you consult with us before you use these AUK Corp. products in equipments which require high quality and / or reliability, and in equipments which could have major impact to the welfare of human life(atomic energy control, airplane, spaceship, transportation, combustion control, all types of safety device, etc.). AUK Corp. cannot accept liability to any damage which may occur in case these AUK Corp. products were used in the mentioned equipments without prior consultation with AUK Corp..

Specifications mentioned in this publication are subject to change without notice.