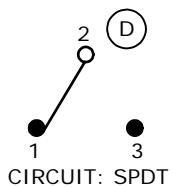


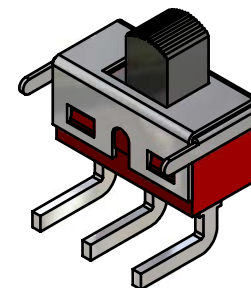
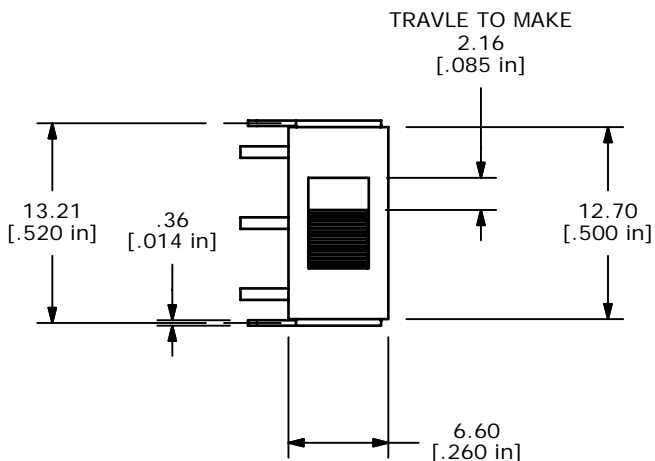
RECOMENDED
P.C.B. LAYOUT

SWITCH FUNCTION		
POS. 1	POS. 2	POS. 3
ON	NONE	ON
2-1	N/A	2-3

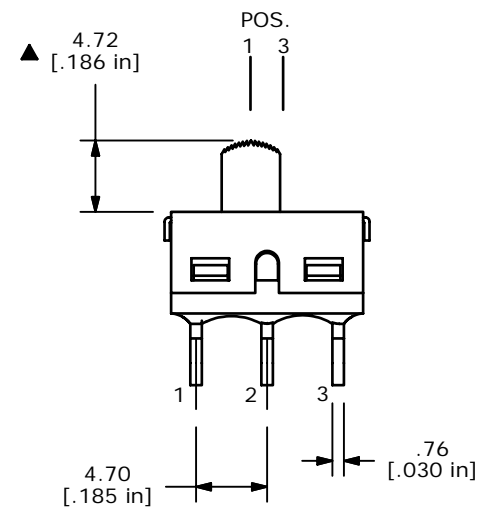
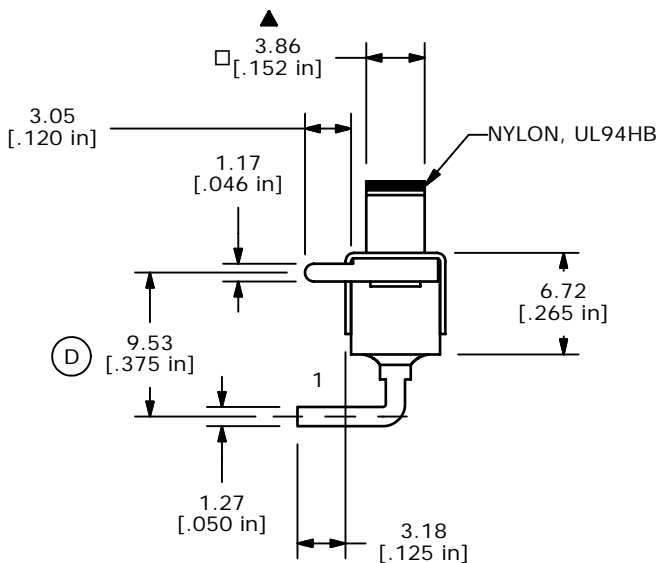


NOTE:

1. ALL DIMENSIONS IN MM [INCH]
2. GENERAL TOLERANCE: X.X=±0.4
X.XX=±0.25
3. TERMINAL NUMBERS FOR REF ONLY
- ▲ 4. PLATING MATERIAL: SILVER
5. RATING: 5A @120VAC OR 28 VDC (D)
2A @250 VAC
6. ELECTRIC LIFE: 30,000 ACTUATIONS
AT FULL LOAD.
7. INSULATION RESISTANCE: 1,000 MEGA-OHM MIN.
DIELECTRIC STRENGTH: 1,000 V RMS @SEA LEVEL.
OPERATING TEMP.: -30°C to 85°C
- ▲ DENOTES CRITICAL PARAMETER.



ISOMETRIC



www.DataSheet4U.com

www.DataSheet4U.com



D	15220	CHANGES NOTED WITH (D)	9/1/05	PH
C	14944	REVISED AND REDRAWN	5/24/05	JB
RE	PCR NO	DESCRIPTION	DATE	BY

TITLE 500SSP1S1M6QEA				
SCALE 2:1	DATE 8/19/1996	DR MM	DWG T511006	REV D

THE INFORMATION CONTAINED IN THIS DOCUMENT IS PROPRIETARY TO E-SWITCH AND IS NOT TO BE COPIED OR TRANSFERRED