

STR-A6100 Series

PRC, Auto Burst Standby, Current-Mode Control Low Power Off-line SMPS Primary Switcher

Features

PRC (Pulse Ratio Control): (8 μ s fixed off-time, variable on-time)
The switching frequency varies within an optimum range of 63kHz to 120kHz, according to load variations, to create a quasi-jittering, low-EMI noise operation.

Auto burst standby: (No Load Consumption < 100mW at AC264V)
Enables very low power consumption at no load.
Typical results of a 5W universal input power supply are 35mW at AC110V and 43mW at AC220V.


Auto bias function
This function stabilizes operation during Auto Burst Standby mode, by preventing a Hiccup mode. The Auto Bias function forces the IC to turn on before the V_{CC} voltage reaches V_{CC(OFF)}, thereby stabilizing the entire power supply operation.

Integrated startup circuit
600V BCD process allows direct connection of the STARTUP pin to the rectified high voltage rail. This reduces component count and improves overall efficiency.

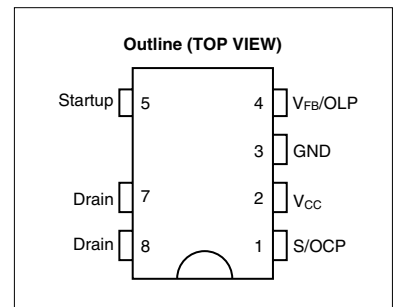
Current mode control
Leading edge blanking
Not required the external Low-pass filter circuit which prevent the malfunction due to the leading edge spike current.

Avalanche energy guaranteed MOSFET with high V_{DSS}
The built-in power MOSFET simplifies the surge absorption circuit since the MOSFET guarantees the avalanche energy.
No V_{DSS} de-rating is required.

- Various protecting functions**
- Over current protection ----- pulse by pulse
 - Over voltage protection ----- with latch
 - Overload protection ----- Auto restart
 - Thermal shutdown ----- with latch



Package (DIP-8)



Applications

- Battery Charger ----- Cell Phone, Digital Still Camera, Camcorder, Shaver, Emergency light, Guidance light, and etc.
- Standby Power Supply ----- Various TV applications, PC, LBP, Audio system and etc.
- S.M.P.S. ----- Ink jet printer, DVD Player/Recorder, VCR, Set Top Box and etc.
- Controller Power Supply ----- Air conditioner, Refrigerator, Washer, Dish Washer and etc.

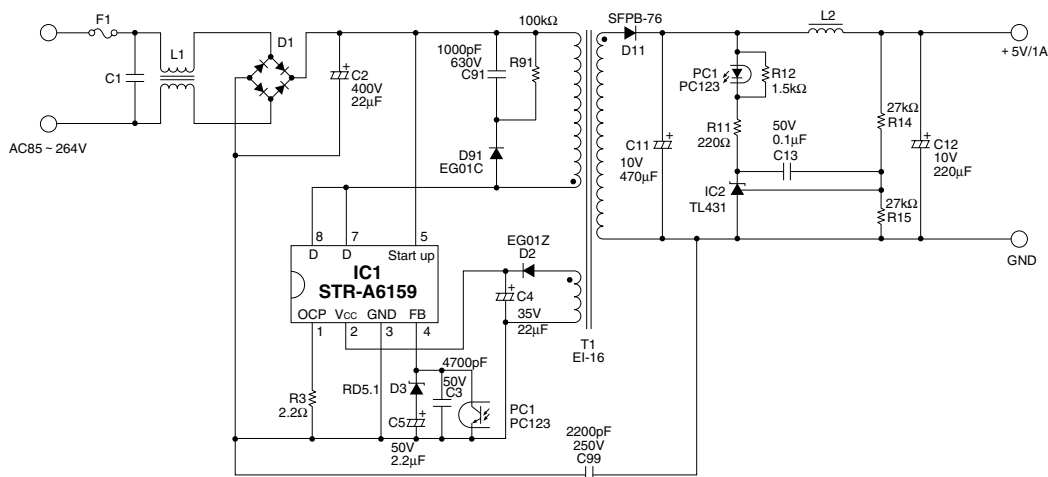
Product Lineup

Part Number	V _{DSS}	R _{DS(ON)}	V _{IN(AC)}	P _{out}
STR-A6131	500V	3.95 Ω	100V/120V	12W
STR-A6132		2.62 Ω	100V/120V	16W
STR-A6153E	650V	1.90 Ω	230V/85V ~ 264V	24W/20W
STR-A6151		3.95 Ω	230V/85V ~ 264V	16W/12W
STR-A6159		6.00 Ω	230V/85V ~ 264V	13W/10W
STR-A6169	800V	19.20 Ω	230V/85V ~ 264V	8W/5W

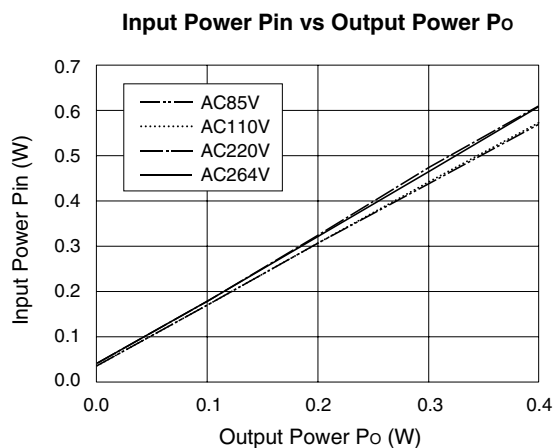
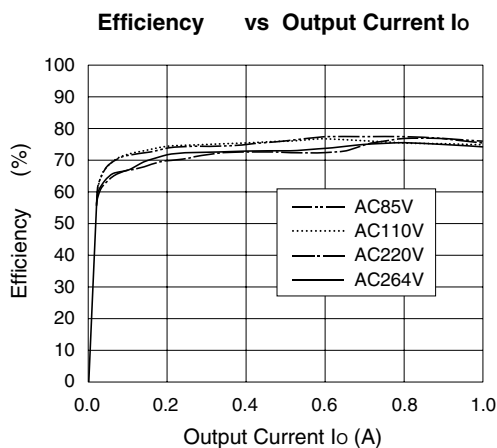
STR-A6100 Series

Design example (STR-A6159)

(5W Universal input-single output power supply)



Electrical Characteristics of the above power supply design



CAUTION / WARNING

Sanken reserves the right to make changes without further notice to any products herein in the interest of improvements in the performance, reliability, or manufacturability of its products. Before placing order, Sanken advises its customers to obtain the latest version of the relevant information to verify that the information being relied upon is current.

Application and operation examples described in this document are supplementary and conditions and variation in additional parts are not considered. When using the products herein, the applicability and suitability of such products for the intended purpose or object shall be reviewed at the users responsibility.

Application and operation examples described in this document are quoted for the sole purpose of reference for the use of the products herein and Sanken can assume no responsibility for any infringement of industrial property rights, intellectual property rights or any other rights of Sanken, or any third party which may result from its use.

Although Sanken undertakes to enhance the quality and reliability of its products, the occurrence of failure and defect of semiconductor products at a certain rate is inevitable. Users of Sanken products are requested to take, at their own risk, preventative measures including safety design of the equipment or systems against any possible injury, death, fires or damages to society due to device failure or malfunction.

This publication shall not be reproduced in whole or in part without prior written approval from Sanken.

SanKen SANKEN ELECTRIC CO.,LTD.

Tokyo Office	1-11-1 Nishi-Ikebukuro, Toshima-ku, Tokyo, JAPAN	PHONE: +81-3-3986-6164	FAX: +81-3-3986-8637
Overseas Sales Offices			
Asia	Sanken Electric Singapore Pte. Ltd. 150 Beach Road, #14-03 The Gateway West, Singapore 0718	PHONE: +65-291-4755	FAX: +65-297-1744
	Sanken Electric Hong Kong Co., Ltd. 1018 Ocean Centre, Canton Road, Kowloon, Hong Kong	PHONE: +852-2735-5262	FAX: +852-2735-5494
	Sanken Electric Korea Co., Ltd. SK Life Bldg. 6F, 168 Kongduk-dong, Mapo-ku, Seoul, 121-705, Korea	PHONE: +82-2-714-3700	FAX: +82-2-3272-2145
North America	Allegro MicroSystems, Inc. 115 Northeast Cutoff, Box 15036 Worcester, Massachusetts 01615, U.S.A.	PHONE: (508)-853-5000	FAX: (508)-853-7861
Europe	Allegro MicroSystems, Europe Limited. Balfour House, Churchfield Road, Walton-on-Thames, Surrey KT12 2TD, U.K.	PHONE: 01932-253355	FAX: 01932-246622