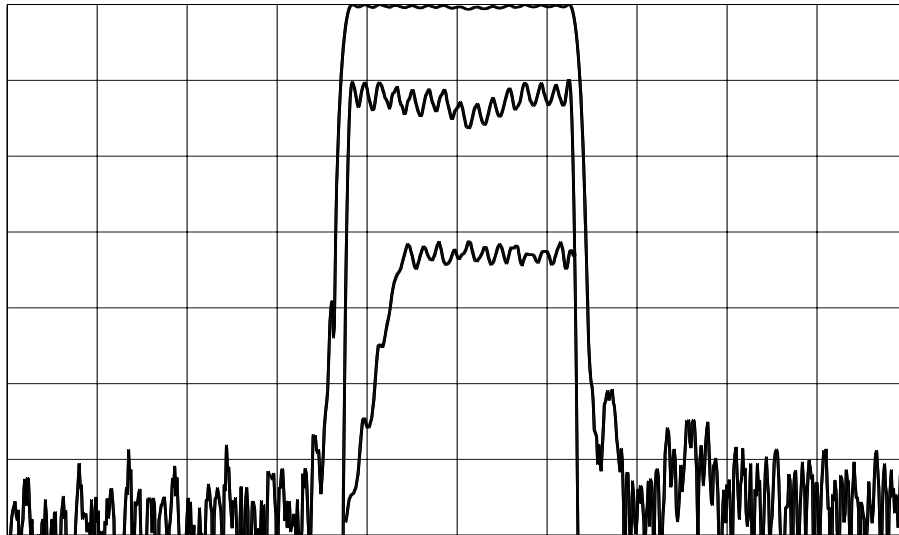




Micro Networks, 324 Clark Street, Worcester, MA 01606, USA tel: 508-852-5400, fax:508-852-8456, www.micronetworks.com

TYPICAL PERFORMANCE



Horizontal: 2.0 MHz/div

Vertical (from top):

Magnitude

10 dB/div

Magnitude

1 dB/div

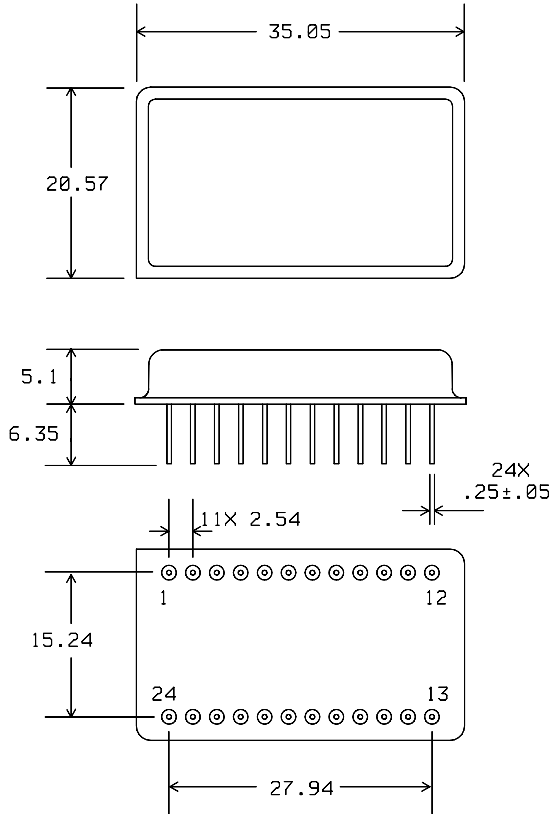
Group Delay

100 ns/div

SPECIFICATION

Parameter	Min.	Typ.	Max.	Units.
Center Frequency F0(Nominal)		44		MHz
Insertion Loss(average passband level)		27	29	dB
Passband Ripple(41.75-46.45 MHz)		0.6	0.8	dB p-p
Attenuation at 41.57 MHz		1.5	2	dB
Attenuation at 46.5 MHz		0.5	2	dB
Group Delay response at:				
45.75 MHz (reference)		0		ns
41.57 MHz	-446	-346	-246	ns
41.75 MHz	-343	-293	-243	ns
41.85 MHz	-299	-264	-229	ns
42.17 MHz	-205	-170	-135	ns
42.75 MHz	-45	-10	25	ns
43.0 - 46.5 MHz	-35	0	35	ns
Rejection (20-40.15 MHz)	50	55		dB
Rejection (40.15 - 41.10 MHz)	45	48		dB
Rejection (41.10 - 41.25 MHz)	30	40		dB
Rejection (47.0 - 47.6 MHz)	45	50		dB
Rejection (47.6 - 60 MHz)	50	55		dB
Time domain spurious (3.5 -13 us After main signal)	50	57		dB
Delay at F0		4.4		us
Temperature coefficient of frequency		-90		ppm / ° C
Operating temperature		60		° C
Source/Load impedance		50		Ω
Matching Network	None			
Material	YZ Lithium Niobate			

PACKAGE OUTLINE

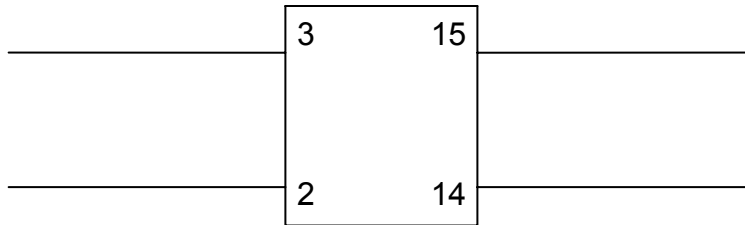


Units: mm

Pin Configuration:

- Input: 3
- Input Return: 2
- Output: 15
- Output Return: 14
- Ground: All other pins.

MATCHING CIRCUIT



No matching required

ISO 9001
Registered