

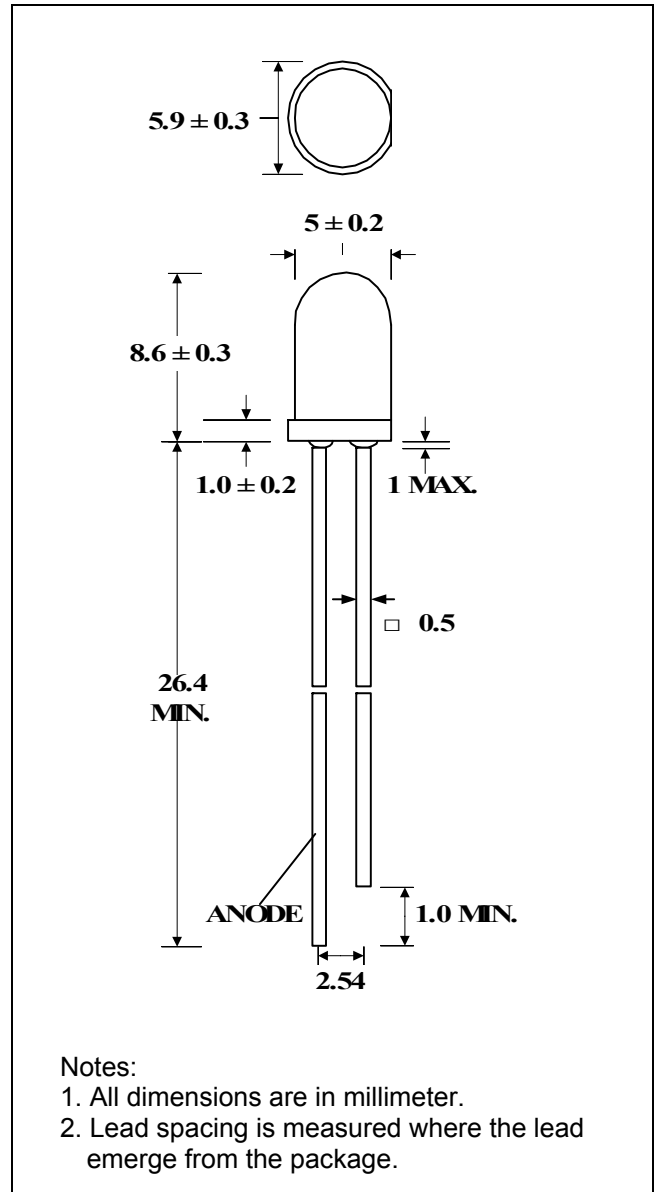
B5-435-TL

DESCRIPTION

- Super bright LED Lamp
- Round type
- T1-3/4 (5mm) diameter
- Lens color: Water Clear
- With Flange
- Solder leads without stand-off

FEATURES

- Emitted color: Super Red
- High Luminous intensity
- Technology: AlGaInP
- Peak wavelength $\lambda_p = 630\text{nm}$
- Viewing angle: 15°



SELECTION GUIDE

Chip Material	Chip Emitted	Lens Color	Viewing Angle
AlGaInP	Super Red	Water Clear	15°

B5-435-TL

ABSOLUTE MAXIMUM RATINGS

(Ta=25 °C)

PARAMETER	SYMBOL	MAX. RATING	Unit
Power Dissipation	P_D	120	mW
Peak Forward Current (1/10 Duty Cycle @1KHz)	I_{PF}	100	mA
Continuous Forward Current	I_{AF}	50	mA
Reverse Voltage	V_R	5.0	V
Operating Temperature Range	T_{OPR}	-40~+85	°C
Storage Temperature Range	T_{STG}	-40~+85	°C

Solder temperature 1.6 mm from body for 3 seconds at 260 °C

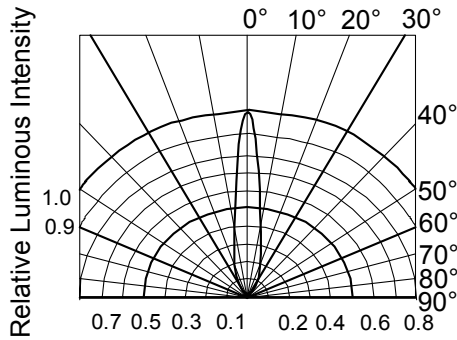
OPTICAL-ELECTRICAL CHARACTERISTICS

PARAMETER	SYMBOL	TEST CONDITION	MIN	TYP	MAX	UNIT
Luminous Intensity	I_V	$I_F = 20mA$	7000	10000		mcd
Forward Voltage	V_F	$I_F = 20mA$		2.2	2.7	V
Reverse Current	I_R	$V_R = 5V$			10	μA
Viewing Angle	$2\theta_{1/2}$	$I_F = 20mA$		15		deg.
Peak Wavelength	λ_P	$I_F = 20mA$		630		nm
Dominant Wavelength	λ_D	$I_F = 20mA$		625		nm
Spectrum Radiation Bandwidth	$\Delta\lambda$	$I_F = 20mA$		20		nm

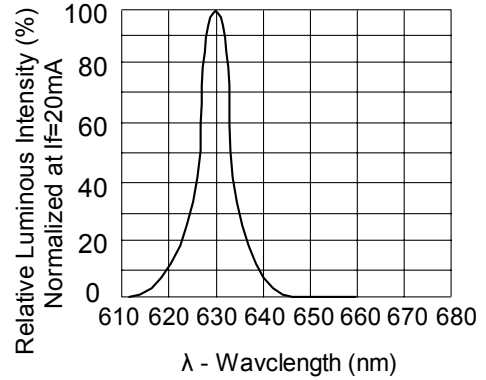
*Tolerance of Viewing Angle: -10 / +5 deg.

B5-435-TL

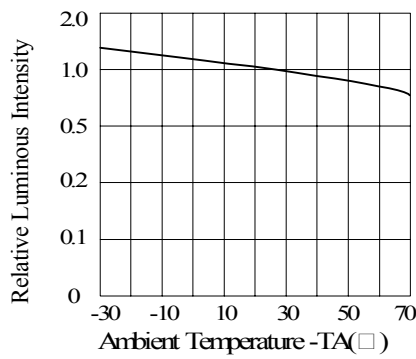
TYPICAL OPTICAL-ELECTRICAL CHARACTERISTIC CURVES



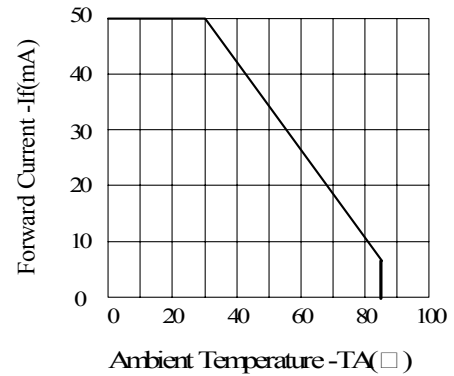
RADIATION DIAGRAM



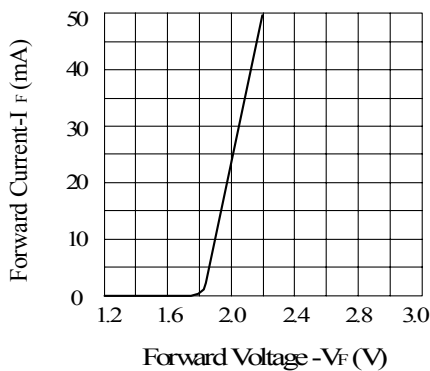
RELATIVE LUMINOUS INTENSITY Vs. WAVELENGTH



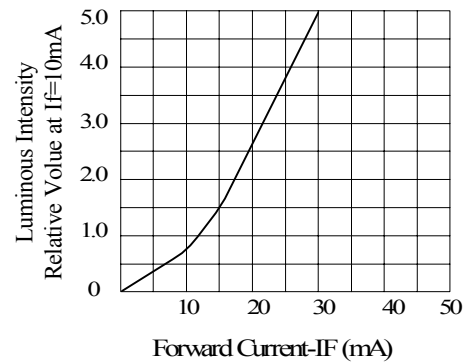
LUMINOUS INTENSITY Vs. AMBIENT TEMPERATURE



FORWARD CURRENT Vs. AMBIENT TEMPERATURE



FORWARD CURRENT Vs. FORWARD VOLTAGE



LUMINOUS INTENSITY Vs. FORWARD CURRENT

www.DataSheet4U.com