



# LIR03AF-60

## LIGHT EMITTING DIODE

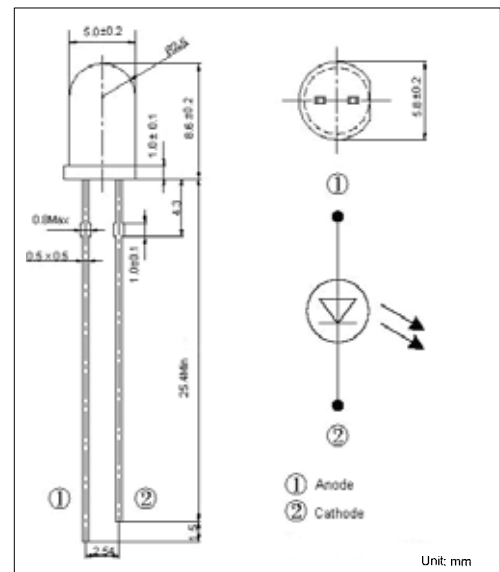
### LED LAMP

#### DESCRIPTION

UTC **LIR03AF-60** is a high intensity infrared emitting diode, molded in a water clear plastic package.

#### APPLICATIONS

- \* TV,VCR,DVD
- \* Sound equipment
- \* Air conditioner
- \* Infrared applied system



#### ORDERING INFORMATION

Ordering Number
LIR03AF-60

<p>L I R 0 3 A F - 6 0</p>	<ul style="list-style-type: none"> <li>(1)View Angle</li> <li>(2)Package Outline</li> <li>(3)Encapsulate Type</li> <li>(4)Diameter of Lamp</li> <li>(5)Color Type</li> <li>(6)Product Type</li> </ul>	<ul style="list-style-type: none"> <li>(1) 60: 60°±3°</li> <li>(2) F: Round with Brim</li> <li>(3) A: Colorless Transparent</li> <li>(4) 03: Φ3</li> <li>(5) IR: Infra Red 940nm</li> <li>(6) L: Lamp</li> </ul>
----------------------------	---	--

■ ABSOLUTE MAXIMUM RATINGS (Ta=25 )

PARAMETER	SYMBOL	RATINGS	UNIT
Reverse Voltage	$V_R$	5	V
Forward Current	$I_F$	20	mA
Peak Forward Current (Pulse width≤100usec. Time Cycle=10msec)	$I_{FM}$	1000	mA
Power Dissipation	$P_D$	150	mW
Operation Temperature	$T_{OPR}$	-35~+85	
Storage Temperature	$T_{STG}$	-40~ +85	

Note: Absolute maximum ratings are those values beyond which the device could be permanently damaged.  
Absolute maximum ratings are stress ratings only and functional device operation is not implied.

■ ELECTRICAL OPTICAL CHARACTERISTICS

PARAMETER	SYMBOL	TEST CONDITIONS	MIN	TYP	MAX	UNIT
Forward Voltage	$V_F$	$I_F=20mA$		1.17		V
	$V_F$	$I_F=200mA$		1.4		V
Reverse Current	$I_R$	$V_R=5V$	0		10	$\mu A$
Peak Wavelength	$\lambda_p$	$I_F=20mA$		940		nm
Spectral Radiation Bandwidth	$\Delta\lambda$	$I_F=20mA$		45		nm
Viewing Angle	$2\theta_{1/2}$			60		deg
Raise Time	$t_R$	$I_F=20mA$		2		$\mu s$
Fall Time	$t_F$	$I_F=20mA$		1		$\mu s$
Radiant Intensity	$I_e$	$I_F=100mA, t_p=20ms$	20		30	mW/sr

■ TYPICAL ELECTRO-OPTICAL CHARACTERISTICS CURVES

Fig 1. Spectral Distribution

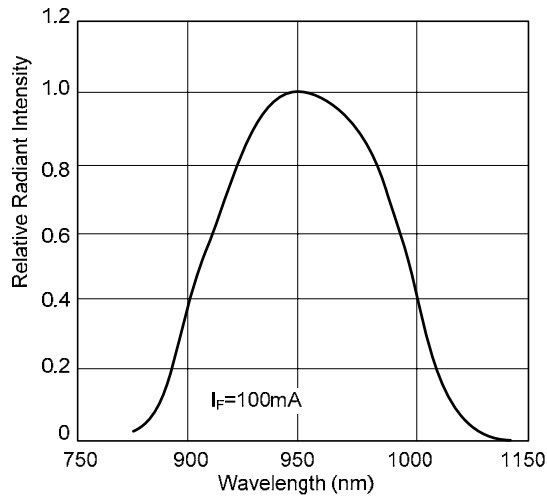
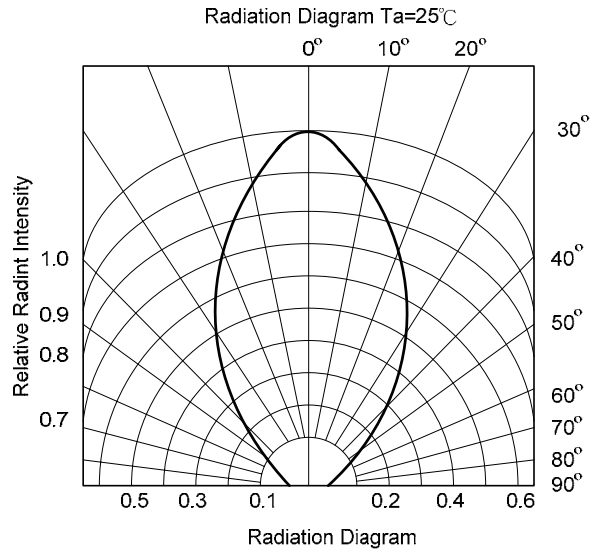


Fig 2. Relative Radiant Intensity vs. Angular Displacement



UTC assumes no responsibility for equipment failures that result from using products at values that exceed, even momentarily, rated values (such as maximum ratings, operating condition ranges, or other parameters) listed in products specifications of any and all UTC products described or contained herein. UTC products are not designed for use in life support appliances, devices or systems where malfunction of these products can be reasonably expected to result in personal injury. Reproduction in whole or in part is prohibited without the prior written consent of the copyright owner. The information presented in this document does not form part of any quotation or contract, is believed to be accurate and reliable and may be changed without notice.