

**PLEASE CHECK WWW.MOLEX.COM FOR LATEST PART INFORMATION**

**Part Number:** [0039013103](#)  
**Status:** **Active**  
**Overview:** [minifit\\_jr](#)  
**Description:** 4.20mm (.165") Pitch Mini-Fit Jr.™ Plug Housing, Dual Row, without Panel Mount Ears, PA Polyamide Nylon 6/6, UL 94V-2, 10 Circuits

**Documents:**

[3D Model](#) [Product Specification PS-5556-001 \(PDF\)](#)  
[Drawing \(PDF\)](#) [RoHS Certificate of Compliance \(PDF\)](#)

**Agency Certification**

CSA	LR19980
TUV	R72081037
UL	E29179

**General**

Product Family	Crimp Housings
Series	<a href="#">5559</a>
Comments	Current = 13A max. per circuit when header is mated to a receptacle loaded with <a href="#">45750</a> series terminals crimped to 16 AWG wire. . See Molex product specification PS-45750-001 for additional current derating information.. Glow Wire Equivalent Part Number <a href="#">50361738</a>
MolexKits	Yes
Overview	<a href="#">minifit_jr</a>
Product Name	Mini-Fit Jr.™

**Physical**

Breakaway	No
Circuits (maximum)	10
Color - Resin	Natural
Flammability	94V-2
Gender	Male
Glow-Wire Compliant	No
Keying to Mating Part	None
Lock to Mating Part	Yes
Material - Resin	Nylon
Number of Rows	2
Packaging Type	Bag
Panel Mount	No
Pitch - Mating Interface (in)	0.165 In
Pitch - Mating Interface (mm)	4.20 mm
Pitch - Term. Interface (in)	0.165 In
Pitch - Term. Interface (mm)	4.20 mm
Polarized to Mating Part	Yes
Stackable	No
Temperature Range - Operating	-40°C to +105°C

**Electrical**

Current - Maximum per Contact	13A
-------------------------------	-----

**Material Info**

Old Part Number	5559-10P1
-----------------	-----------

**Reference - Drawing Numbers**

Packaging Specification	PK-5559-002
-------------------------	-------------



**EU RoHS**

**ELV and RoHS Compliant**  
**REACH SVHC Contains SVHC: No**  
**Halogen-Free**  
**Status**  
**Not Reviewed**

**China RoHS**



**Need more information on product environmental compliance?**

Email [productcompliance@molex.com](mailto:productcompliance@molex.com)  
 For a multiple part number RoHS Certificate of Compliance, [click here](#)

Please visit the [Contact Us](#) section for any non-product compliance questions.

**Search Parts in this Series**

[5559Series](#)

**Mates With**

[39-01-2100](#) Receptacle Housing

**Use With**

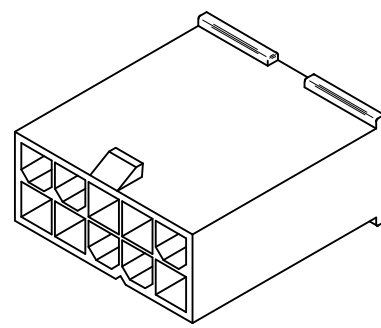
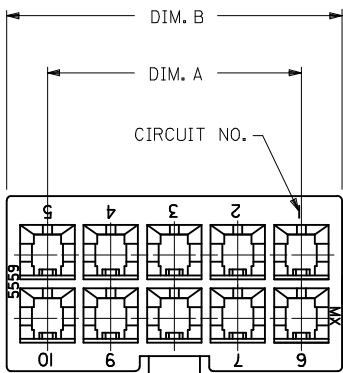
[5558](#) Mini-Fit Jr.™ Male Crimp Terminals.  
[44478](#) Mini-Fit HCS™ Male Crimp Terminals.  
[30490](#) Mini-Fit® Male Grounding Crimp Terminals

Product Specification  
Sales Drawing  
Test Summary

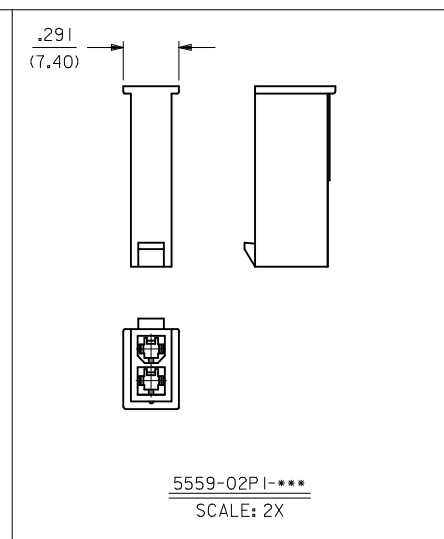
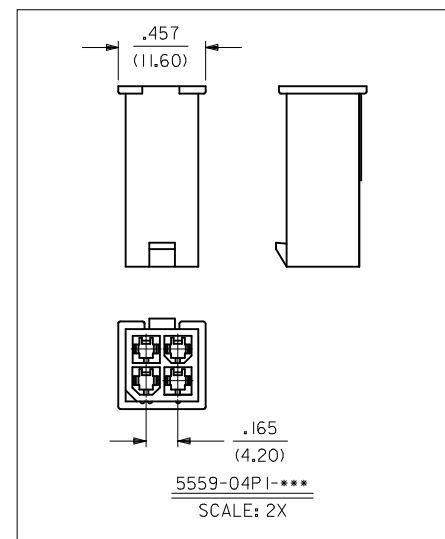
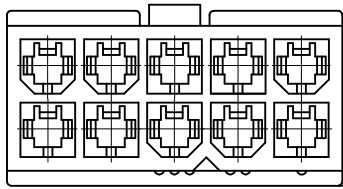
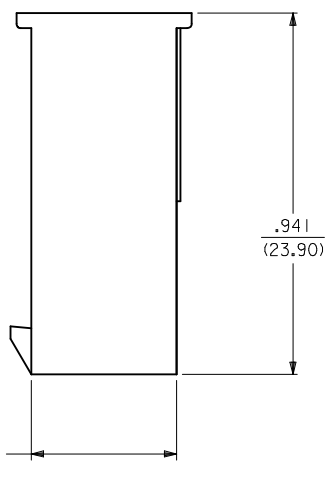
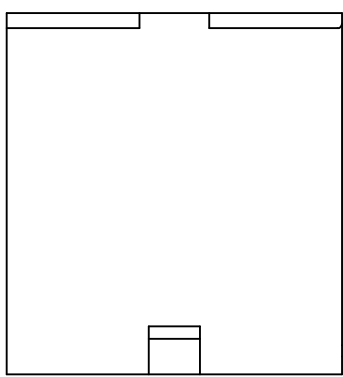
PS-5556-001  
SD-5559-NP1\*  
TS-5556-002

This document was generated on 06/08/2010

**PLEASE CHECK [WWW.MOLEX.COM](http://WWW.MOLEX.COM) FOR LATEST PART INFORMATION**



CKT. SIZE	DIM. A	DIM. B
6	.331 (8.40)	.543 (13.80)
8	.496 (12.60)	.709 (18.00)
10	.661 (16.80)	.874 (22.20)
12	.827 (21.00)	1.039 (26.40)
14	.992 (25.20)	1.205 (30.60)
16	1.157 (29.40)	1.370 (34.80)
18	1.323 (33.60)	1.535 (39.00)
20	1.488 (37.80)	1.701 (43.20)
22	1.654 (42.00)	1.866 (47.40)
24	1.819 (46.20)	2.031 (51.60)



- NOTES:
- MATERIAL: BLANK=NYLON 6/6, UL 94V-2, COLOR: NATURAL  
BL=NYLON 6/6, UL94V-2, COLOR: BLACK  
210=NYLON 6/6, UL 94V-0, COLOR: NATURAL  
220=NYLON 6/6, UL 94V-2, U.V. STABILIZED, COLOR: BLACK
  - FINISH: N/A
  - PRODUCT SPECIFICATION: PS-5556-001
  - PACKAGING SPECIFICATION: SEE CHARTS
  - THIS PART MATES WITH RECEPTACLE #5557
  - THIS PART IS FOR USE WITH MOLEX MALE TERMINAL #5558-\*

REV	DESCRIPTION
D2	ADDED PK SPECS EC NO: UCP2009-0724 DRWN:KLOSTEMEIER 2008/10/01 CHKD:JBELL 2008/10/03 APPR:FSMITH 2008/10/03

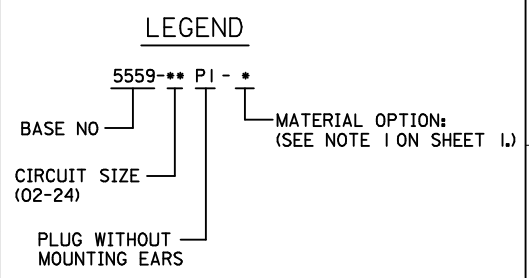
QUALITY SYMBOLS	GENERAL TOLERANCES (UNLESS SPECIFIED)
▽=0	mm INCH
▽=0	4 PLACES ± --- ± ---
	3 PLACES ± --- ± .015
	2 PLACES ± 0.38 ± ---
	1 PLACE ± --- ± ---
	ANGULAR ± 1/2°

DIMENSION STYLE		SCALE	DESIGN UNITS	THIRD ANGLE PROJECTION
IN/MM		4:1	METRIC	☉
DRAWN BY	DATE	TITLE		
RJF	1989/09/22	MINI FIT JR SERIES PLUG W/O MTG. EARS		
CHECKED BY	DATE	MATERIAL NO.		
BAP	1989/09/22	SEE CHART		
APPROVED BY	DATE	DOCUMENT NO.		
ROS	1989/09/22	SD-5559-NP1*		

MATERIAL NO.		SHEET NO.	
SEE CHART		1 OF 2	
DRAFT WHERE APPLICABLE MUST REMAIN WITHIN DIMENSIONS			
THIS DRAWING CONTAINS INFORMATION THAT IS PROPRIETARY TO MOLEX INCORPORATED AND SHOULD NOT BE USED WITHOUT WRITTEN PERMISSION			

13	12	11	10	9
PART NUMBER	ENG. NUMBER	CIRCUIT SIZE	MATERIAL	PACKAGING SPECIFICATION
39-01-3023	5559-02P I	2	94V-2	PK-5559-002
39-01-3043	5559-04P I	4	94V-2	BULK
39-01-3063	5559-06P I	6	94V-2	BULK
39-01-3083	5559-08P I	8	94V-2	BULK
39-01-3103	5559-10P I	10	94V-2	BULK
39-01-3123	5559-12P I	12	94V-2	BULK
39-01-3143	5559-14P I	14	94V-2	BULK
39-01-3163	5559-16P I	16	94V-2	BULK
39-01-3183	5559-18P I	18	94V-2	BULK
39-01-3203	5559-20P I	20	94V-2	BULK
39-01-3223	5559-22P I	22	94V-2	BULK
39-01-3243	5559-24P I	24	94V-2	BULK

8	7	6	5	4
PART NUMBER	ENG. NUMBER	CIRCUIT SIZE	MATERIAL	PACKAGING SPECIFICATION
39-01-3029	5559-02P I-2 I O	2	94V-0	PK-5559-002
39-01-3049	5559-04P I-2 I O	4	94V-0	BULK
39-01-3069	5559-06P I-2 I O	6	94V-0	BULK
39-01-3089	5559-08P I-2 I O	8	94V-0	BULK
39-01-3109	5559-10P I-2 I O	10	94V-0	BULK
39-01-3129	5559-12P I-2 I O	12	94V-0	BULK
39-01-3149	5559-14P I-2 I O	14	94V-0	BULK
39-01-3169	5559-16P I-2 I O	16	94V-0	BULK
39-01-3189	5559-18P I-2 I O	18	94V-0	BULK
39-01-3209	5559-20P I-2 I O	20	94V-0	BULK
39-01-3229	5559-22P I-2 I O	22	94V-0	BULK
39-01-3249	5559-24P I-2 I O	24	94V-0	BULK



PART NUMBER	ENG. NUMBER	CIRCUIT SIZE	MATERIAL	PACKAGING SPECIFICATION
15-04-6020	5559-02P I-220	2	94V-2, U.V. STABILIZED	PK-5559-002
NO E.D.P.	5559-04P I-220	4	94V-2, U.V. STABILIZED	BULK
NO E.D.P.	5559-06P I-220	6	94V-2, U.V. STABILIZED	BULK
NO E.D.P.	5559-08P I-220	8	94V-2, U.V. STABILIZED	BULK
NO E.D.P.	5559-10P I-220	10	94V-2, U.V. STABILIZED	BULK
NO E.D.P.	5559-12P I-220	12	94V-2, U.V. STABILIZED	BULK
NO E.D.P.	5559-14P I-220	14	94V-2, U.V. STABILIZED	BULK
NO E.D.P.	5559-16P I-220	16	94V-2, U.V. STABILIZED	BULK
NO E.D.P.	5559-18P I-220	18	94V-2, U.V. STABILIZED	BULK
NO E.D.P.	5559-20P I-220	20	94V-2, U.V. STABILIZED	BULK
NO E.D.P.	5559-22P I-220	22	94V-2, U.V. STABILIZED	BULK
NO E.D.P.	5559-24P I-220	24	94V-2, U.V. STABILIZED	BULK

PART NUMBER	ENG. NUMBER	CIRCUIT SIZE	MATERIAL	PACKAGING SPECIFICATION
39-01-3026	5559-02P1-BL	2	94V-2	PK-5559-002
39-01-3046	5559-04P1-BL	4	94V-2	BULK
39-01-3066	5559-06P1-BL	6	94V-2	BULK
39-01-3086	5559-08P1-BL	8	94V-2	BULK
39-01-3106	5559-10P1-BL	10	94V-2	BULK
39-01-3126	5559-12P1-BL	12	94V-2	BULK
39-01-3146	5559-14P1-BL	14	94V-2	BULK
39-01-3166	5559-16P1-BL	16	94V-2	BULK

<b>ADDED PK SPECS</b> EC NO: UCP2009-0724 DRAWN: JLOSTNER 2008/10/01 CHKD: J BELL 2008/10/03 APPR: F SMITH 2008/10/03 REV DESCRIPTION	QUALITY SYMBOLS ▽=0 ▽=0	GENERAL TOLERANCES (UNLESS SPECIFIED) <table border="1"> <tr><th colspan="2">mm</th><th>INCH</th></tr> <tr><td>4 PLACES ±</td><td>---</td><td>± ---</td></tr> <tr><td>3 PLACES ±</td><td>---</td><td>± ---</td></tr> <tr><td>2 PLACES ±</td><td>---</td><td>± .015</td></tr> <tr><td>1 PLACE ±</td><td>0.38</td><td>± ---</td></tr> </table>	mm		INCH	4 PLACES ±	---	± ---	3 PLACES ±	---	± ---	2 PLACES ±	---	± .015	1 PLACE ±	0.38	± ---	DIMENSION STYLE <b>IN/MM</b> DRAWN BY DATE R J F 1989/09/22 CHECKED BY DATE B A P 1989/09/22 APPROVED BY DATE R O S 1989/09/22	SCALE <b>1:1</b> DESIGN UNITS <b>INCH</b> THIRD ANGLE PROJECTION	<b>MINI-FIT JR SERIES          PLUG W/O MTG. EARS</b>
	mm		INCH																	
	4 PLACES ±	---	± ---																	
	3 PLACES ±	---	± ---																	
2 PLACES ±	---	± .015																		
1 PLACE ±	0.38	± ---																		
DRAFT WHERE APPLICABLE MUST REMAIN WITHIN DIMENSIONS		MATERIAL NO. <b>SEE CHART</b>	DOCUMENT NO. <b>SD-5559-NP1*</b>	SHEET NO. <b>2 OF 2</b>	<b>MOLEX INCORPORATED</b>															
THIS DRAWING CONTAINS INFORMATION THAT IS PROPRIETARY TO MOLEX INCORPORATED AND SHOULD NOT BE USED WITHOUT WRITTEN PERMISSION																				
<b>D2</b>																				