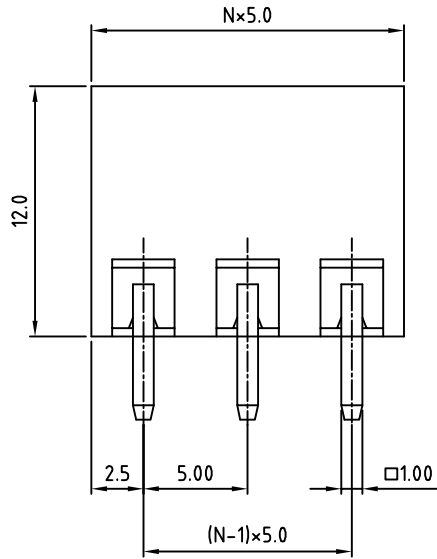
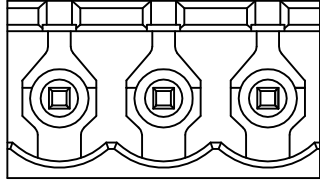
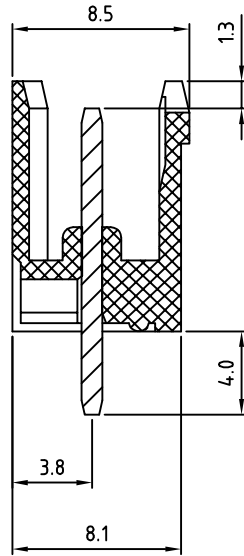
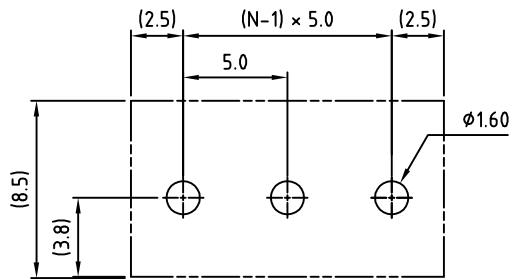


www.DataSheet4U.com



N = Number of contacts

P.C.B LAYOUT



SIGN	DATE	DESCRIPTION	APPROVER
THIS IS CAD DRAWING, DO NOT REVISE MANUALLY!!!			

Material

- Terminal body  
(contact pin): Brass(CuZn) Tin plated
- Insulator (housing): Thermoplastic (UL94V-0)

Electrical cULus/VDE/TUV

- Voltage rating: 300VAC/300VAC/300VAC
- Current rating: 20A/20A/20A
- Withstanding Voltage: 1.6KV/2.5KV/2.5KV
- Operating temperature: -30°C to +105°C
- Soldering temperature: 250°C±10°C/5 Sec
- Safety Approval:

RoHS Compliant

PART NUMBER:

**OSTOQXX7050**

No. of Poles  
02: 2 Poles  
:  
:  
24: 24 Poles

COLOR  
0: Black  
5: Green (Standard)  
6: Blue  
8: Grey



THESE DRAWINGS AND SPECIFICATIONS ARE THE PROPERTY OF ON-SHORE TECHNOLOGY, INC. AND SHALL NOT BE REPRODUCED, COPIED OR USED IN ANY MANNER WITHOUT THE PRIOR WRITTEN CONSENT OF ON-SHORE TECHNOLOGY, INC.

TITLE		OSTOQ 5.0mm series Open vertical 2p-24p					
PART NO.	OSTOQXX7050			DWG NO.	OSTOQXX7050.DWG		
APPROVED	CHECKED	DESIGNED	DRAWN	CUST NO.			
Shi Jun 2006.10.31	Marvin 2006.10.31	Marvin 2006.10.31	Marvin 2006.10.31		Tolerance		
				SHEET: 01/01	UNIT: mm	X.	±0.50
					SCALE: NONE	X.X	±0.30
				REV: G	X.XX	±0.10	
					X°	±1°	