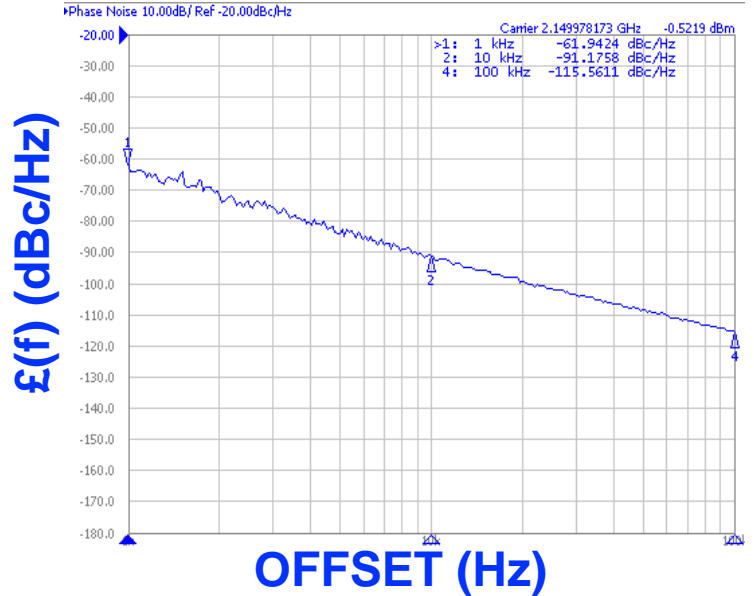




PHASE NOISE (1 Hz BW, typical)



FEATURES
<ul style="list-style-type: none"> • Frequency Range: 1820 - 2480 MHz • Tuning Voltage: 0.5-9.5 Vdc • MINI-14H - Style Package
APPLICATIONS
<ul style="list-style-type: none"> • Digital Radios • Earthstations • Satellite Modems

PERFORMANCE SPECIFICATIONS	VALUE	UNITS
Oscillation Frequency Range	1820 - 2480	MHz
Phase Noise @ 10 kHz offset (1 Hz BW, typ.)	-91	dBc/Hz
Harmonic Suppression (2nd, typ.)	-6	dBc
Tuning Voltage	0.5-9.5	Vdc
Tuning Sensitivity (avg.)	131	MHz/V
Power Output	4.5±3.5	dBm
Load Impedance	50	Ω
Input Capacitance (max.)	50	pF
Pushing	<2	MHz/V
Pulling (14dB Return Loss, Any Phase)	<20	MHz
Operating Temperature Range	-40 to 85	°C
Package Style	MINI-14H	

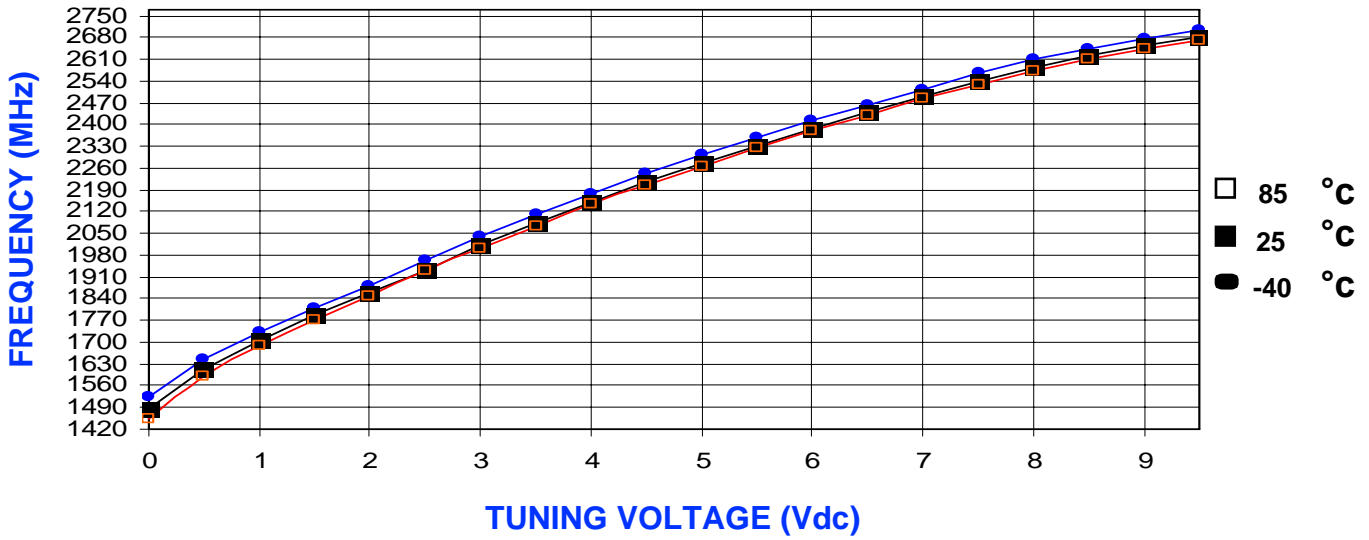
POWER SUPPLY REQUIREMENTS	VALUE	UNITS
Supply Voltage (Vcc, nom.)	10	Vdc
Supply Current (Icc, typ.)	13	mA

All specifications are typical unless otherwise noted and subject to change without notice.

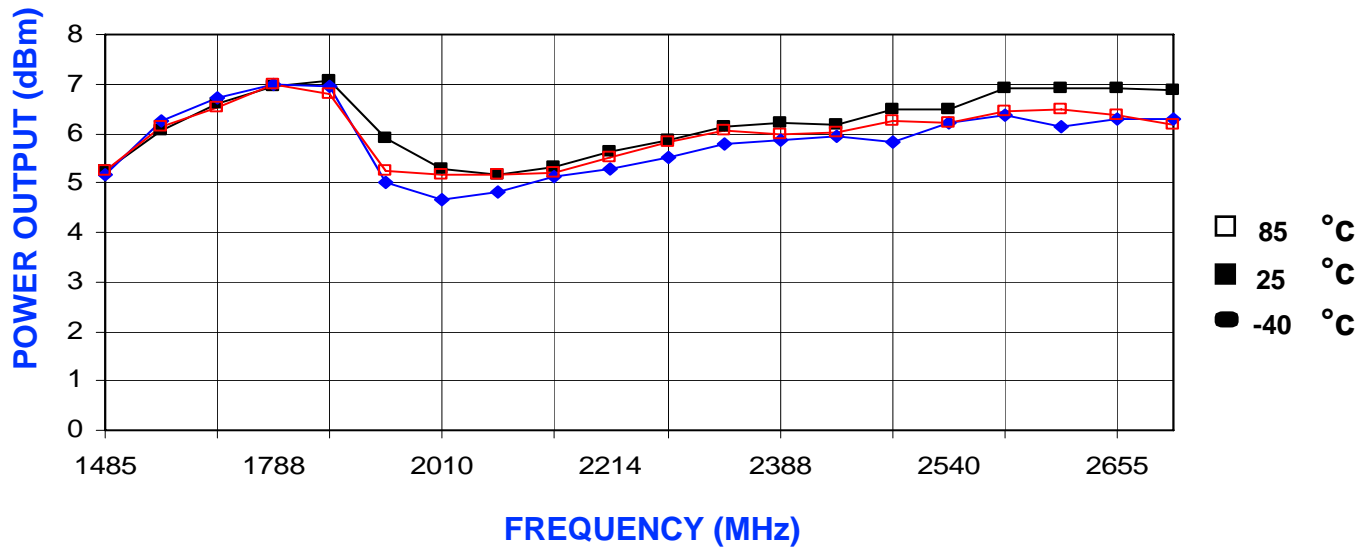
APPLICATION NOTES
<ul style="list-style-type: none"> • AN-100/1 : Mounting and Grounding of VCOs • AN-102 : Proper Output Loading of VCOs • AN-107 : How to Solder Z-COMM VCOs

NOTES:

TUNING CURVE, typ.



POWER CURVE, typ.



PHYSICAL DIMENSIONS

