

**PLEASE CHECK WWW.MOLEX.COM FOR LATEST PART INFORMATION**

**Part Number:** [0014564170](#)  
**Status:** **Active**  
**Overview:** [cgrid\\_sl\\_products](#)  
**Description:** 2.54mm (.100") Pitch SL™ Insulation Displacement Connector Assembly, Female, Single Row, Version C, Front Ribs, Wire Size 24, 0.76µm (30µ") Gold (Au), 17 Circuits

**Documents:**

[3D Model](#) [Product Specification PS-70400 \(PDF\)](#)  
[Drawing \(PDF\)](#) [RoHS Certificate of Compliance \(PDF\)](#)

**Agency Certification**

CSA LR19980  
 UL E29179

**General**

Product Family Ribbon Cable / Wire Trap Connectors  
 Series [70400](#)  
 Comments Terminals Preloaded  
 Component Type Housing  
 Glow-Wire Compliant No  
 Overview [cgrid\\_sl\\_products](#)  
 Product Name SL™

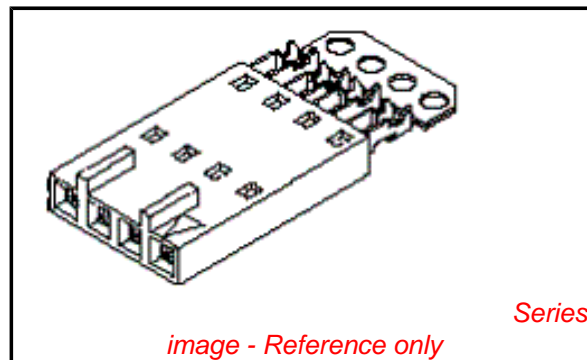
**Physical**

Circuits (Loaded) 17  
 Color - Resin Black  
 Durability (mating cycles max) 50  
 Entry Angle Vertical  
 Flammability 94V-0  
 Lock to Mating Part None  
 Material - Metal Phosphor Bronze  
 Material - Plating Mating Gold  
 Material - Plating Termination Tin  
 Material - Resin Polyester Alloy  
 Number of Rows 1  
 PCB Retention None  
 Packaging Type Tube  
 Pitch - Mating Interface (in) 0.100 In  
 Pitch - Mating Interface (mm) 2.54 mm  
 Plating min: Mating (µin) 30  
 Plating min: Mating (µm) 0.75  
 Plating min: Termination (µin) 75  
 Plating min: Termination (µm) 1.875  
 Polarized to Mating Part Yes  
 Stackable Yes  
 Surface Mount Compatible (SMC) N/A  
 Temperature Range - Operating -40°C to +105°C  
 Termination Interface: Style IDT or Pierce  
 Wire Insulation Diameter 1.35mm (.053") max.  
 Wire Size AWG 24  
 Wire/Cable Type Discrete Wire, Ribbon Cable

**Electrical**

Current - Maximum per Contact 3A  
 Voltage - Maximum 250V

**Material Info**



**EU RoHS**

**ELV and RoHS  
 Compliant**  
**REACH SVHC  
 Not Reviewed**  
**Halogen-Free  
 Status  
 Not Reviewed**

**China RoHS**



**Need more information on product environmental compliance?**

Email [productcompliance@molex.com](mailto:productcompliance@molex.com)  
 For a multiple part number RoHS Certificate of Compliance, [click here](#)

Please visit the [Contact Us](#) section for any non-product compliance questions.

**Search Parts in this Series**

[70400Series](#)

**Mates With**

[70544](#), [70546](#), [70554](#) , [70556](#)

**Use With**

[7307](#) Tinned 28AWG, [7767](#) Topcoat 28AWG, [24241](#) Tinned 26AWG, [8996](#) Topcoat 26AWG, [24226](#) Tinned 24AWG, [8997](#) Topcoat 24AWG, [24369](#) High Flex 26AWG, [24389](#) High Flex 24AWG

**Application Tooling | FAQ**

*Tooling specifications and manuals are found by selecting the products below. Crimp Height Specifications are then contained in the Application Tooling Specification document.*

**Global**

Description	Product #
Hawk Semi-Automatic Discrete Wire Terminator for SL - Rebuilt US*	<a href="#">0011201337</a>

## Reference - Drawing Numbers

Product Specification  
Sales Drawing

PS-70400  
SDA-70400-1086-1109

Hawk™ Ribbon Cable Terminator for SL without Break-off	<u>0623003000</u>
Hawk™ Semi- Automatic Discrete Wire Terminator for SL - Rebuilt CE Approved*	<u>0623004900</u>
Hawk™ Flat Flex Cable Terminator for SL with Break-off	<u>0623005200</u>
Hawk™ Ribbon Cable Terminator with for SL Break-off	<u>0623005300</u>
IDT Discrete Handtool Module for SL™	<u>0621000700</u>
Hawk™ Semi- Automatic Discrete Wire Terminator for SL	<u>0623003100</u>

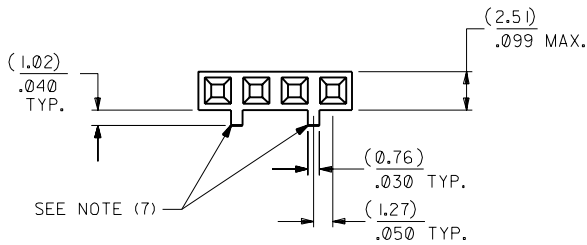
This document was generated on 05/21/2010

**PLEASE CHECK [WWW.MOLEX.COM](http://WWW.MOLEX.COM) FOR LATEST PART INFORMATION**

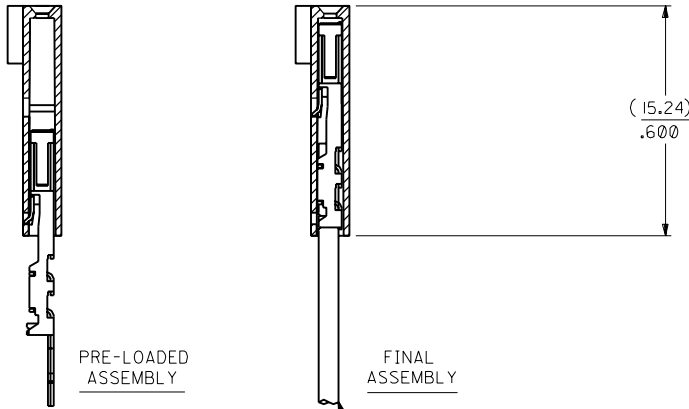
# OPTION C

## NOTES:

- 1) TO BE USED WITH (24) AWG. STRANDED WIRE WITH (1.35)/.053 DIA. MAX. INSULATION.
- 2) SEE CHART FOR CIRCUIT SIZES.
- 3) STANDARD PACKAGING PER PK-70400-0001. OPTIONAL PACKAGING MAY BE AVAILABLE, REQUEST DWG. PK-70400
- 4) PARTS STACKABLE END TO END ON (2.54)/.100 CENTERS.
- 5) REFER TO PRODUCT SPECIFICATION: PS-70400.
- 6) SEE DWG. SDA-70400-\*\*\*\* (SHT. 5) FOR OPTIONAL HOUSING DETAILS.
- 7) 4 CIRCUIT SHOWN. 4 - 25 CKT.'S. HAVE (2) RIBS.
- 8) TO MATE WITH MOLEX PART NO.'S.: A-70374-\*\*\*\*, A-70376-\*\*\*\*, A-70390-\*\*\*\*, A-70392-\*\*\*\*, A-70544-\*\*\*\*, A-70554-\*\*\*\*, A-70542-\*\*\*\*, A-70552-\*\*\*\*, A-70546-\*\*\*\*, A-70556-\*\*\*\*.
- 9) 2 CIRCUIT ASSEMBLIES SUPPLIED AS GROUPED PAIRS.

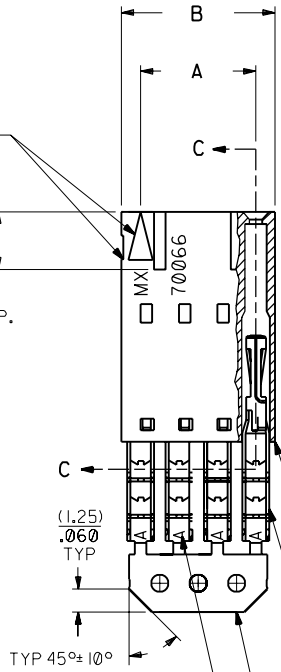


## SECTION C-C



CIRCUIT NO. 1  
SLOT OR ARROW

(3.81)  
.150 TYP.



HOUSING PART NO. 70066-\*\*\*\*  
MATERIAL: G.F. POLYESTER, 94V-0

TERMINAL PART NO. 70028-\*\*\*\*  
MATERIAL: PHOSPHOR BRONZE  
PLATING PER ES-88-\*\*\*

574 - .000030 MIN. GOLD IN SELECT AREA WITH  
.000075 MIN. TIN/LEAD (90/10)  
IN SELECT AREA OVER .000050 MIN. NICKEL  
OVER-ALL.

I.D. SLOT CODE TO WIRE GAUGE CHART	
I.D. SLOT CODE	WIRE GAUGE
A	24 AWG.

PLATING CODE (STRIPE ON CARRIER STRIP)	
PLATING	COLOR
574	RED

CKT. SIZE	A	B	EDP. NO.	ENG. NO.
2	( 2.54 ) .100	( 5.05 ) .199	14-56-4020	A-70400-1086
3	( 5.08 ) .200	( 7.59 ) .299	14-56-4030	A-70400-1087
4	( 7.62 ) .300	( 10.13 ) .399	14-56-4040	A-70400-1088
5	( 10.16 ) .400	( 12.67 ) .499	14-56-4050	A-70400-1089
6	( 12.70 ) .500	( 15.21 ) .599	14-56-4060	A-70400-1090
7	( 15.24 ) .600	( 17.75 ) .699	14-56-4070	A-70400-1091
8	( 17.78 ) .700	( 20.29 ) .799	14-56-4080	A-70400-1092
9	( 20.32 ) .800	( 22.83 ) .899	14-56-4090	A-70400-1093
10	( 22.86 ) .900	( 25.37 ) .999	14-56-4100	A-70400-1094
11	( 25.54 ) 1.000	( 27.91 ) 1.099	14-56-4110	A-70400-1095
12	( 27.94 ) 1.100	( 30.45 ) 1.199	14-56-4120	A-70400-1096
13	( 30.48 ) 1.200	( 32.99 ) 1.299	14-56-4130	A-70400-1097
14	( 33.02 ) 1.300	( 35.53 ) 1.399	14-56-4140	A-70400-1098
15	( 35.56 ) 1.400	( 38.07 ) 1.499	14-56-4150	A-70400-1099
16	( 38.01 ) 1.500	( 40.61 ) 1.599	14-56-4160	A-70400-1100
17	( 40.64 ) 1.600	( 43.15 ) 1.699	14-56-4170	A-70400-1101
18	( 43.18 ) 1.700	( 45.69 ) 1.799	14-56-4180	A-70400-1102
19	( 45.72 ) 1.800	( 48.23 ) 1.899	14-56-4190	A-70400-1103
20	( 48.26 ) 1.900	( 50.77 ) 1.999	14-56-4200	A-70400-1104
21	( 50.80 ) 2.000	( 53.31 ) 2.099	14-56-4210	A-70400-1105
22	( 53.34 ) 2.100	( 55.85 ) 2.199	14-56-4220	A-70400-1106
23	( 55.88 ) 2.200	( 58.39 ) 2.299	14-56-4230	A-70400-1107
24	( 58.42 ) 2.300	( 60.93 ) 2.399	14-56-4240	A-70400-1108
25	( 60.96 ) 2.400	( 63.47 ) 2.499	14-56-4250	A-70400-1109

LTR.	REVISIONS	LTR.	REVISIONS
EI	ADD CARRIER CHAMF ECN #UDT1998-0280 05/20/98 LMCGRATH	C	REDRAWN ON CAD ECR* 8842 5/8/86 W.Z.
E	REVISED PER ECR NO. U82110 10-17-88 BJS	D	REVISE PER ECR #U80110 2/3/88 NJM

DIMENSIONS SHOWN (METRIC) INCH	
UNLESS OTHERWISE SPECIFIED TOLERANCES: ANGULAR ± 1/2°	
3 PLACE ± .010	METRIC ---
2 PLACE ± .014	± 0.25
1 PLACE ---	± 0.35

REVISE ONLY ON CAD SYSTEM	
TITLE ASSEMBLY, SL CONNECTOR (SINGLE ROW- (2.54)/.100 GRID)	
MFG. SH. REV.	
MOLEX INCORPORATED SHEET NO. DATE LISLE, ILL. 60532 U.S.A. 10/10/84	
PART NO. DRWG. NO. SEE CHART SDA-70400-1086-1109	
FILE NAME DIV. SIZE S10400CK7 MOLEX INC. AND SHOULD NOT BE USED WITHOUT WRITTEN PERMISSION. DA C	