




SMT Data Line EMI Filters – TTDLF

www.DataSheet4U.com


We now offer an even more economical version of this series: PDLF.

The PDLF is electrically identical and fits the same land pattern. For the TTDLF 10000, please consider our CCDLF10000. We will, however, continue to produce the TTDLF series indefinitely.

Coilcraft surface mount filters are designed to virtually eliminate the problem of conducted EMI in data line applications. They provide exceptional common mode noise attenuation from 15 MHz to 300 MHz while passing signal line data below 300 MHz with minimal attenuation.

These low resistance filters have been designed for excellent electrical isolation (300 Vrms), environmental stability and low cost.

These data line EMI filters come in 10, 8, 4, 3 and 2-line versions with DC current capacity of 500 or 100 mA.

Part number ¹	Lines	Current max (mA) ²	Inductance min (μH) ³	DCR max (mOhms)	Weight (mg)	Color Dot
TTDLF 2000L_	2	100	5	250	258	Red
TTDLF 2500L_	2	500	5	200	265	Green
TTDLF 3000L_	3	100	5	250	263	Orange
TTDLF 3500L_	3	500	5	200	270	Violet
TTDLF 4000L_	4	100	5	250	268	Yellow
TTDLF 4500L_	4	500	5	200	270	Blue
TTDLF 10000L_	10	100	5	250	601	—

1. When ordering, please specify **termination** and **packaging** codes:

TTDLF 2500 L D

TTDLF (except TTDLF 10000)

Termination: L = RoHS compliant tin-silver-copper over silver-platinum-glass frit.
Special order: S = non-RoHS tinlead (63/37).

Packaging: C = 7" machine ready reel. EIA-481 embossed plastic tape (500 parts per full reel).
B = Less than full reel. In tape, but not machine ready. To have a leader and trailer added (\$25 charge), use code letter D instead.
D = 13" machine ready reel. EIA-481 embossed plastic tape (2200 parts per full reel).

TTDLF 10000

Termination: L = RoHS compliant tin-silver-copper over nickel over moly-mag.
Special order: S = non-RoHS tinlead (63/37).

Packaging: D = 13" machine ready reel. EIA-481 embossed plastic tape (1000 parts per full reel).
B = Less than full reel. In tape, but not machine ready. To have a leader and trailer added (\$25 charge), use code letter D instead.

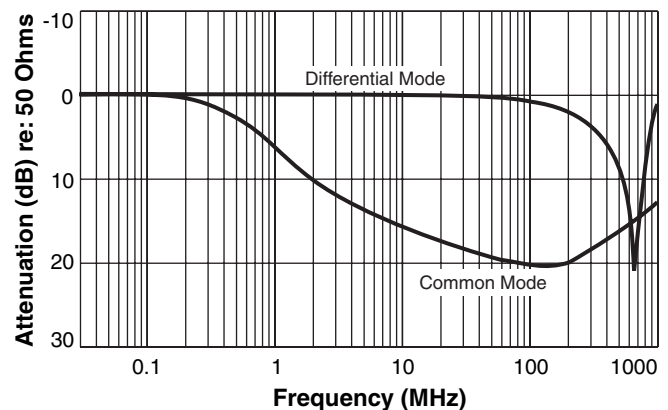
2. Current rating is for each line.

3. Inductance is per winding, tested at 1 MHz.

4. Operating temperature range -40°C to +85°C.

5. Electrical specifications at 25°C.

Typical Response*



*Measured on HP 8753D network analyzer.

Coilcraft®

Specifications subject to change without notice.
Please check our website for latest information.

Document 123-1 Revised 10/15/09

www.DataSheet4U.com

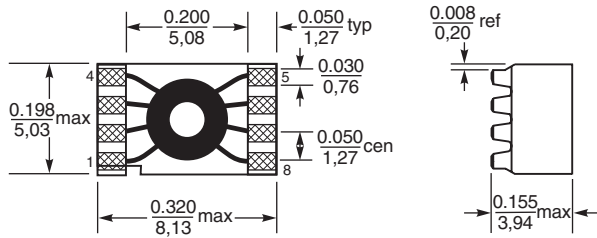
1102 Silver Lake Road Cary, Illinois 60013 Phone 847/639-6400 Fax 847/639-1469

E-mail info@coilcraft.com Web <http://www.coilcraft.com>



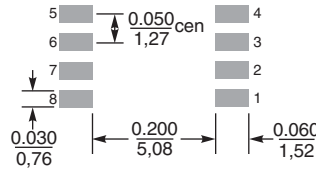
Surface Mount Data Line EMI Filters

TTDLF 4x00, 3x00, 2x00

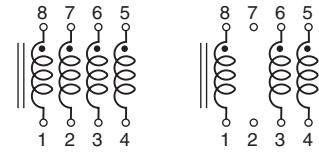


Dimensions are in $\frac{\text{inches}}{\text{mm}}$

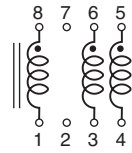
Recommended Land Pattern



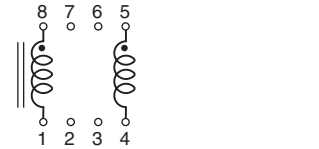
TTDLF 4000, 4500



TTDLF 3000, 3500

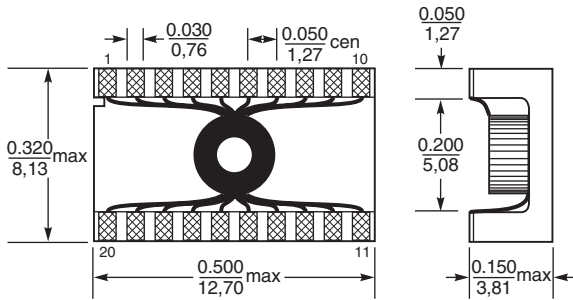


TTDLF 2000, 2500

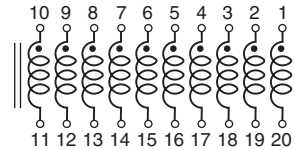
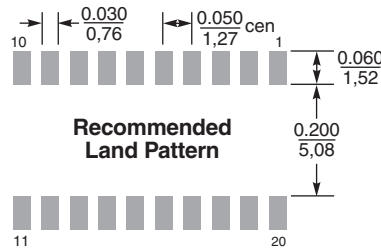


Packaging 500/7" reel; 2200/13" reel; Plastic tape: 16 mm wide, 0.3 mm thick, 8 mm pocket spacing, 3.8 mm pocket depth

TTDLF 10000



Dimensions are in $\frac{\text{inches}}{\text{mm}}$



Packaging 1000/13" reel; Plastic tape: 24 mm wide, 0.3 mm thick, 12 mm pocket spacing, 3.94 mm pocket depth



Specifications subject to change without notice. Please check our website for latest information.

Document 123-2 Revised 10/15/09